

Product catalogue 2024

Food & Feed Analysis



Product catalogue 2024

Food & Feed Analysis

Content

R-Biopharm AG offers test kits, devices and services	6
● Enzymatic analysis	8
• Enzytec™ <i>Liquid</i>	12
• Standards (for manual and automated use)	13
• 'Yellow Line ' Roche Diagnostics	14
• Enzytec™ <i>Generic</i>	15
• Enzytec™ <i>Color</i>	16
• Miscellaneous	16
• RIDA®CUBE (only for RIDA®CUBE SCAN)	16
● Vitamin analysis	18
• VitaFast®	21
• RIDASCREEN®	22
• EASI-EXTRACT®	22
• IMMUNOPREP® ONLINE automated analysis	22
● Mycotoxins	24
• ELISA, lateral flow and immunaffinity columns	24
• IMMUNOPREP® ONLINE automated analysis	36
• Reference material and standards	38
• Certified Trilogy® Reference Materials for mycotoxin analysis	41
• Certified Trilogy® Liquid Standards for mycotoxin analysis	41
• Trilogy® Quality Control Material for mycotoxin analysis	42
• Analytical Mycotoxin Standards for mycotoxin analysis	43
● Residues	46
• Hormones & anabolics	46
• Antibiotics	52
• Other veterinary drug residues/miscellaneous	62
• Marine biotoxins	62
• Food adulteration	63
● Histamine	63
● Allergens	64
• ELISA, lateral flow and real-time PCR	64

● GMO	76
• DNA preparation	78
• Real-time PCR screening	78
• Real-time PCR – qualitative DNA detection	79
• Reference material	79
• Real-time PCR – quantitative DNA detection	80
● Identification of animal species/risk material/BSE	82
• Real-time PCR – qualitative DNA detection	84
• Real-time PCR – quantitative DNA detection	85
• ELISA-based species identification in food and feed	86
• Risk material	87
• BSE	87
● Microbiology/hygiene control	88
• Culture medium systems for colony counting and pathogen detection in food or surface samples	91
• Pathogens & bacterial toxins	92
• Viruses	94
• Test systems for cleaning control	94
• Water analysis	95
• Beverage analysis	96
● Equipment/software/accessories	100
• Equipment, software and accessories – RIDA®SMART APP	102
• Equipment and software – ELISA	103
• Equipment and accessories – Real-time PCR	103
• Equipment and accessories – Enzymatic analysis	104
• Equipment and accessories – Mycotoxin analysis	105
• Equipment and accessories – Microbiology	106
• Accessories – Premi®Test	106
• Accessories	106
Explanation	107
The R-Biopharm Group – contact us	108
General terms & conditions of R-Biopharm AG	110

R-Biopharm AG offers test kits, devices and services

RIDA®SMART APP – rapid mycotoxin testing and mobile reading

The RIDA®QUICK Mycotoxin RQS lateral flow strips are fast and simple to use. Prepare your sample, pipette the extract on the strip and read the quantitative result

after 3 minutes using the RIDA®SMART APP. Export or share your data in real time anywhere you are and anywhere you want (full connectivity).

Two possibilities for testing lateral flows:

- Use the **RIDA®SMART APP** software for instant and portable analysis with a validated Android smartphone
- Or use the RIDA®SMART APP software with the **RIDA®SMART BOX** and an Android device for the use in the laboratory



ELISA automation – standardization and walk-away

R-Biopharm AG has developed and verified applications to use allergen, mycotoxin, antibiotic and vitamin RIDASCREEN® ELISA test kits on the ThunderBolt® and Bolt™

analyzer. The fully automated open system provide automated sample and reagent dispensing, incubation, washing and measurement.

The analyzers can run different parameters simultaneously. Once the analyzer is loaded with the kit reagents the lab staff can walk away. The pipetting is carried out with a steel needle therefore, no disposable tips are required.

The **Bolt™** is a 1-microtiter plate analyzer for low sample throughput.

The **ThunderBolt®** is a 2-microtiter plate analyzer for high sample throughput.



Real-time PCR assays – detection, screening, identification and quantification

R-Biopharm AG offers more than 120 duplex/multiplex qPCR kits for the detection of allergens, pathogens, GMO and animal speciation. This includes

manual and automated DNA extraction to meet different requirements e.g. ease, time and complex matrices.

The **TANBead Maelstrom™ 4800** is an automated nucleic acid extraction system, up to 48 samples can be extracted simultaneously.

The yellow **RIDA®CYCLER** is a qPCR cycler with 4 channels for up to 48 samples. With the user-friendly software several cyclers can be controlled via Bluetooth at the same time.



Enzymatic analysis – for single or high-throughput testing

Enzymatic test kits are widely used for measurements of e.g. sugars, organic acids, ethanol and sulfite in fruit juices, wine, beer or dairy products. R-Biopharm AG offers:

- Testing without lab: after one pipetting step automated sample testing
- Performing manual or switching to fully-automated testing with an analyser

The **RIDA®CUBE SCAN** is a small device but provides precise results. Pre-filled cartridges are used for single testing. Very user friendly with only one pipetting step and results after 15 minutes.

Almost all **Enzytec™ Liquid** test kits follow a standardized procedure with 3 pipetting steps. Enzytec™ Liquid kits are ready-to-use and optimized for manual and automated use e.g. the Pictus 500 analyzer.



Enzymatic analysis



Enzymatic analysis for food and feed

Enzymatic tests are widely used as analytical tools for the analysis of food products such as fruit juices, wine or beer, dairy products, eggs and meat. Enzymatic tests allow to determine sugars, acids, alcohols and a few other food components.

They are based on high quality enzymes, enabling precise and specific measurements of each compound, even in complex matrices. Results are measured with a spectrophotometer, automation is possible. Numerous enzymatic methods have been approved or validated by international organisations.

Enzytec™ *Liquid* kits are produced by R-Biopharm AG. These reagents contain ready-to-use and liquid-stable reagents. This means that no working solutions need to be prepared, which ensures simple, fast and precise analysis in both manual and automated processing. They can be directly placed and left on any biochemistry analyzer for true random-access. The reagents can be used

completely until the end of the stated shelf life - this prevents unnecessary discarding and thus reduces reagent costs.

The “*Yellow Line*” kits are produced by Roche Diagnostics (previously Boehringer Mannheim), with more than 40 years of experience in the production of the enzymes, which are the key element of each test. The Roche test kits have been used and validated worldwide for several decades, with many corresponding publications. They have been selected as reference method by many international organizations and they are still the reference quality today.

As an alternative, R-Biopharm AG also offers the Enzytec™ *Generic* line, which includes enzymatic or colorimetric assays.

The newest product line RIDA®CUBE enables single testing. The test cartridges are ready-to-use and allow a rapid analysis. The RIDA®CUBE kits can only be used in combination with the RIDA®CUBE SCAN instrument.

Enzytec™ Liquid

- Liquid, ready-to-use reagents
- Stable until end of shelf-life, even after opening
- Easy and safe use on biochemistry analyzers



Roche „Yellow Line“

- Reference quality for more than 40 years
- 31 tests for all requirements in the food industry
- Produced by Roche Diagnostics



RIDA® CUBE SCAN & RIDA® CUBE kits

- Small but precise like a big biochemistry analyzer
- Ready-to-use test cartridges for single testing
- Only one pipetting step and result available after 15 minutes



New products may follow in the course of the year. For current information please visit:

food.r-biopharm.com/technologies/enzymatic-assays



Enzymatic analysis

	Enzytec™ <i>Liquid</i>	Enzytec™ <i>Generic/Color</i>	"Yellow Line"	RIDA®CUBE SCAN
	Liquid, ready to use and stable reagents	Lyophilized reagents	Roche Diagnostics, reference method, lyophilized reagents	Single-test cartridges
Acids				
Acetic acid	●	●		●
L-Ascorbic acid	●*	●	●	
Citric acid	●	●		●*
Formic acid	●		●	
D-Gluconic acid	●	●		
L-Glutamic acid	●		●	
D-3-Hydroxybutyric acid	●*	●	●	
D-Isocitric acid	●	●		
D-/L-Lactic acid	●	●		●
D-Lactic acid	●			
L-Lactic acid	●	●		●
D-Malic acid	●			
L-Malic acid	●	●		●
Oxalic acid		●		
Succinic acid	●*		●	
Tartaric acid		●		
Sugars				
D-Galactose	●			●
β-Glucan	●			
D-Glucose	●	●		●
D-Glucose/D-Fructose	●	●		●
Lactose/D-Galactose	●	●		●
Lactose/D-Glucose	●			●
Maltose/Sucrose/D-Glucose	●		●	
Raffinose	●*		●	
Starch	●	●		
Sucrose/D-Glucose	●	●		●
Sucrose/D-Glucose/D-Fructose	●	●		●

* Coming soon.



Enzymatic analysis

	Enzytec™ Liquid Liquid, ready to use and stable reagents	Enzytec™ Generic/Color Lyophilized reagents	"Yellow Line" Roche Diagnostics, reference method, lyophilized reagents	RIDA®CUBE SCAN Single-test cartridges
Others				
Acetaldehyde	•			
Alpha-amino Nitrogen		•		
Ammonia	•			•
Anthocyanins		•		
Calcium		•		
Chloride		•		
Cholesterol	•			
Copper		•		
Ethanol	•			•
Glycerol	•			
Iron		•		
Nitrate	•			
Polyphenols		•		
Potassium		•		
Total Protein		•		
Pyruvate		•		
Sodium		•		
D-Sorbitol/Xylitol	•*		•	
Free Sulfite	•			•
Total Sulfite	•	•		•
Urea/Ammonia	•			
Zinc		•		
Standards				
Alcohol-Standard	•			
Multi-acid standards (low and high)	•			
Multi-sugar standards (low and high)	•			

* Coming soon.



Enzymatic analysis

Enzytec™ Liquid

Product	Description	No. of tests/amount	Art. No.
Acids			
Enzymatic tests		Manual/auto-analyzer***	
Acetic acid	Enzymatic test (340 nm)	50/≥ 500	E8226
L-Ascorbic acid	Enzymatic test (578 nm)	50/≥ 500	E8200 Coming soon
Citric acid	Enzymatic test (340 nm)	50/≥ 500	E8230
Formic acid	Enzymatic test (340 nm)	25/≥ 250	E8510
D-Gluconic acid	Enzymatic test (340 nm)	50/≥ 500	E8520
L-Glutamic acid	Enzymatic test (492 nm)	50/≥ 500	E8530
D-3-Hydroxybutyric acid	Enzymatic test (492 nm)	50/≥ 500	E8540 Coming soon
D-Isocitric acid	Enzymatic test (340 nm)	50/≥ 500	E8550
D-/L-Lactic acid*	Enzymatic test (340 nm)	50/≥ 500	E8240
D-Lactic acid	Enzymatic test (340 nm)	50/≥ 500	E8245
L-Lactic acid	Enzymatic test (340 nm)	50/≥ 500	E8260
D-Malic acid	Enzymatic test (340 nm)	50/≥ 500	E8270
L-Malic acid	Enzymatic test (340 nm)	50/≥ 500	E8280
Succinic acid	Enzymatic test (340 nm)	50/≥ 500	E8580 Coming soon
Sugars			
D-Galactose	Enzymatic test (340 nm)	50/≥ 500	E8120
D-Glucose	Enzymatic test (340 nm)	50/≥ 500	E8140
D-Glucose/D-Fructose**	Enzymatic test (340 nm)	50/≥ 500	E8160
Lactose/D-Galactose*	Enzymatic test (340 nm)	50/≥ 500	E8110
Combi Lactose/D-Galactose**	Enzymatic test (340 nm)	25/≥ 250 each	E8115 Coming soon
Lactose/D-Glucose*	Enzymatic test (340 nm)	50/≥ 500	E8130
Combi Lactose/D-Glucose**	Enzymatic test (340 nm)	25/≥ 250 each	E8135 Coming soon
Maltose/Sucrose/D-Glucose	Enzymatic test (340 nm)	50/≥ 500	E8170
Combi Maltose/Sucrose/D-Glucose**	Enzymatic test (340 nm)	25/≥ 250 each	E8175 Coming soon
Raffinose	Enzymatic test (340 nm)	50/≥ 500	E8090 Coming soon
Starch	Enzymatic test (340 nm)	50/≥ 500	E8100
Combi Starch	Enzymatic test (340 nm)	25/≥ 250 each	E8105 Coming soon
Sucrose/D-Glucose*	Enzymatic test (340 nm)	50/≥ 500	E8180
Combi Sucrose/D-Glucose**	Enzymatic test (340 nm)	25/≥ 250 each	E8185 Coming soon
Sucrose/D-Glucose/D-Fructose*	Enzymatic test (340 nm)	50/≥ 500	E8190
Combi Sucrose/D-Glucose/D-Fructose**	Enzymatic test (340 nm)	25/≥ 250 each	E8195 Coming soon

* Without differentiation.

** With differentiation.

*** Depending on instrument.



Enzymatic analysis

Enzytec™ Liquid

Product	Description	No. of tests/amount	Art. No.
Others			
Acetaldehyde	Enzymatic test (340 nm)	50/≥ 500	E8300
Ammonia	Enzymatic test (340 nm)	50/≥ 500	E8390
Cholesterol	Enzymatic test (492 nm)	58/≥ 580	E8320
Ethanol AOAC-OMA 2017.07 „Final Action“ Official recommended Codex method	Enzymatic test (340 nm)	50/≥ 500	E8340
Glycerol	Enzymatic test (340 nm)	50/≥ 500	E8360
Nitrate	Enzymatic test (340 nm)	50/≥ 500	E8370
SO ₂ -Free (Free Sulfite)	Colorimetric test (340 nm)	100/≥ 1000	E8610
SO ₂ -Total (Total Sulfite)	Colorimetric test (340 nm)	100/≥ 1000	E8600
D-Sorbitol/Xylitol	Enzymatic test (340 nm)	50/≥ 500	E8380 Coming soon
Urea/Ammonia	Enzymatic test (340 nm)	50/≥ 500	E8395
Combi Urea/Ammonia**	Enzymatic test (340 nm)	25/≥ 500 each	E8385 Coming soon

* Without differentiation.

** With differentiation.

*** Depending on instrument.

Standards (for manual and automated use)

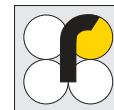
Alcohol standard	Alcohol assay control solution	10 x 1.5 mL	AQ03-015
Enzytec™ Multi-acid Standard low	For manual use: acetic acid, citric acid, D-gluconic acid, D-lactic acid, L-lactic acid, D-malic acid, L-malic acid	3 x 3.5 mL	E8460
Enzytec™ Multi-acid Standard high	Calibration solution for automation: acetic acid, citric acid, D-gluconic acid, D-lactic acid, L-lactic acid, D-malic acid, L-malic acid	3 x 3.5 mL	E8465
Enzytec™ Multi-acid Standard 2 low	For manual use: formic acid, succinic acid, L-glutamic acid, D-3-hydroxybutyric acid	3 x 3.5 mL	E8470 Coming soon
Enzytec™ Multi-acid Standard 2 high	Calibration solution for automation: formic acid, succinic acid, L-glutamic acid, D-3-hydroxybutyric acid	3 x 3.5 mL	E8475 Coming soon
Enzytec™ Multi-sugar Standard low	For manual use: D-glucose, D-fructose, D-galactose, lactose, maltose, sucrose, glycerol	3 x 3.5 mL	E8440
Enzytec™ Multi-sugar Standard high	Calibration solution for automation: D-glucose, D-fructose, D-galactose, lactose, maltose, sucrose, glycerol	3 x 3.5 mL	E8445



Enzymatic analysis

"Yellow Line" Roche Diagnostics

Product	Description	No. of tests/amount	Art. No.
Acids			
Enzymatic tests			
L-Ascorbic acid	Enzymatic test (578 nm)	21 determinations	10409677035
Formic acid	Enzymatic test (340 nm)	21 determinations	10979732035
L-Glutamic acid	Enzymatic test (492 nm)	3 x 13 determinations	10139092035
D-3-Hydroxybutyric acid	Enzymatic test (492 nm)	3 x 12 determinations	10907979035
Succinic acid	Enzymatic test (340 nm)	11 determinations	10176281035
Sugars			
Maltose/Sucrose/D-Glucose	Enzymatic test (340 nm)	15 determinations each	11113950035
Raffinose	Enzymatic test (340 nm)	32 determinations	10428167035
Others			
D-Sorbitol/Xylitol	Enzymatic test (492 nm)	3 x 12 determinations	10670057035



Enzymatic analysis

Enzytec™ Generic

Product	Description	No. of tests/amount	Art. No.
Acids			
Enzymatic tests			
Acetic acid	Enzymatic test (340 nm)	2 x 16 determinations	E1226
L-Ascorbic acid	Enzymatic test (578 nm)	24 determinations	E1267
Citric acid	Enzymatic test (340 nm)	24 determinations	E1214
D-Gluconic acid	Enzymatic test (340 nm)	32 determinations	E1223
D-3-Hydroxybutyric acid	Enzymatic test (340 nm)	33 determinations	E2610
D-Isocitric acid	Enzymatic test (340 nm)	32 determinations	E1222
D-/L-Lactic acid	Enzymatic test (340 nm)	32 determinations	E1255
L-Lactic acid	Enzymatic test (340 nm)	32 determinations	E1254
L-Malic acid	Enzymatic test (340 nm)	32 determinations	E1215
Oxalic acid	Enzymatic test (590 nm)	10 determinations	E2100
Sugars			
D-Glucose	Enzymatic test (340 nm)	32 determinations	E1210
D-Glucose/D-Fructose	Enzymatic test (340 nm)	32 determinations each	E1245
D-Glucose/D-Fructose/Sucrose	Enzymatic test (340 nm)	16 determinations each	E1247
D-Glucose/Sucrose	Enzymatic test (340 nm)	16 determinations each	E1246
Lactose/D-Galactose	Enzymatic test (340 nm)	32 determinations	E1213
Starch	Enzymatic test (340 nm)	32 determinations	E1268
Others			
Alpha-amino Nitrogen	Colorimetric test (340 nm)	150 determinations	E2500
Anthocyanins	Colorimetric test (520 nm)	100 determinations	E2510
Calcium	Colorimetric test (650 nm)	200 determinations	E2600
Chloride	Colorimetric test (500 nm)	400 determinations	E2520
Polyphenols	Colorimetric test (700 nm)	160 determinations	E2530
Potassium	Colorimetric test (535 nm)	100 determinations	E2540
Pyruvate	Enzymatic test (340 nm)	100 determinations	E2550
Sodium	Enzymatic test (405 nm)	80 determinations	E2590
Sulfite (SO ₂ -Total)	Enzymatic test (340 nm)	30 determinations	E6275
Total Protein	Colorimetric test (600 nm)	210 determinations	E2620
Zinc	Colorimetric test (580 nm)	40 determinations	E2640



Enzymatic analysis

Enzytec™ Color

Product	Description	No. of tests/amount	Art. No.
Colorimetric assays			
β-Glucan (GlucaTest® S125)	Colorimetric test (550 nm)	125 mL (40 tests)	E3500
β-Glucan (GlucaTest® L500)	Colorimetric test (550 nm)	4 x 125 mL (160 tests)	E3550
Copper	Colorimetric test (580 nm)	2 x 50 mL	E2400
Iron	Colorimetric test (580 nm)	4 x 100 mL	E2300
Tartaric acid	Colorimetric test (520 nm)	2 x 80 mL	E3100

Miscellaneous

Cuvettes Holder	For 1 cm cuvettes with 2 x 8 positions	1 pc.	10019624035
Enzytec™ Glucose remover	For removal of glucose excess in samples	32 samples	E3400
Enzytec™ Sample purifier	Sample preparation for enzymatic tests	20 samples	E2250
Plastic Spatulas (bulk)	For mixing steps	10,000 pcs.	E6196

RIDA®CUBE (only for RIDA®CUBE SCAN**)

Acids	Ready-to-use cartridges		
Acetic acid	Enzymatic test only with RIDA®CUBE SCAN (340 nm)	32 determinations	RCS4226 RCS4227 Coming soon
Citric acid	Enzymatic test only with RIDA®CUBE SCAN (340 nm)	32 determinations	RCS4230 Coming soon
D-/L-Lactic acid*	Enzymatic test only with RIDA®CUBE SCAN (340 nm)	32 determinations	RCS4240
L-Lactic acid	Enzymatic test only with RIDA®CUBE SCAN (340 nm)	32 determinations	RCS4260
L-Malic acid	Enzymatic test only with RIDA®CUBE SCAN (340 nm)	32 determinations	RCS4280
Sugars			
D-Galactose	Enzymatic test only with RIDA®CUBE SCAN (340 nm)	32 determinations	RCS4120
D-Glucose	Enzymatic test only with RIDA®CUBE SCAN (340 nm)	32 determinations	RCS4140
D-Glucose/D-Fructose*	Enzymatic test only with RIDA®CUBE SCAN (340 nm)	32 determinations	RCS4160
Lactose/D-Galactose*	Enzymatic test only with RIDA®CUBE SCAN (340 nm)	32 determinations	RCS4110
Lactose/D-Glucose*	Enzymatic test only with RIDA®CUBE SCAN (340 nm)	32 determinations	RCS4130
Sucrose/D-Glucose*	Enzymatic test only with RIDA®CUBE SCAN (340 nm)	32 determinations	RCS4180
Sucrose/D-Glucose/D-Fructose*	Enzymatic test only with RIDA®CUBE SCAN (340 nm)	32 determinations	RCS4190
Others			
Ammonia	Enzymatic test only with RIDA®CUBE SCAN (340 nm)	32 determinations	RCS4390
Ethanol	Enzymatic test only with RIDA®CUBE SCAN (340 nm)	32 determinations	RCS4340
SO ₂ -Free (Free Sulfite)	Colorimetric test only with RIDA®CUBE SCAN (340 nm)	32 determinations	RCS4610
SO ₂ -Total (Total Sulfite)	Colorimetric test only with RIDA®CUBE SCAN (340 nm)	32 determinations	RCS4600

* Without differentiation.

** See page 104 – • Equipment/software/accessories.

Vitamin analysis



Vitamin analysis in food, feed and vitamin containing products

Food products are now being enriched and fortified with vitamins in many forms. But does the amount present in the food at the end of the shelf life match the label on the package?

Food manufacturers, regulatory agencies and commercial laboratories should therefore have analytical methods on hand that allow them to quickly and reliably determine the natural and added vitamin content of food products.

Product testing:

There are different methods for analyzing water soluble vitamins: ELISA, immunoaffinity columns (IAC), microbiological and enzymatic microtiter plate tests. The RIDASCREEN®FAST Vitamin B12 and Folic Acid tests allow a quantitative determination of both vitamins within 1 h.

The total vitamin B12 content is determined without using cyanide.

Regarding folic acid the added vitamin content is determined. When using immunoaffinity columns in conjunction with HPLC or LC-MS/MS, the sample is purified and the vitamin is retained by the antibody in the column. Using the EASI-EXTRACT® VITAMIN B12 and BIOTIN (columns), you can determine the total vitamin content. With the EASI-EXTRACT® FOLIC ACID (column) you can only determine added folic acid. Depending on the sample preparation the added or total vitamin content can be determined with the microbiological VitaFast® test. With the enzymatic VitaFast® Vitamin C test in microtiter plate format a determination of total vitamin C content (L-ascorbic acid and L-dehydroascorbic acid) is possible.

VitaFast®

Microbiological tests

- Samples with an added or natural vitamin content can be analyzed
- Method in conformity with official guidelines (§ 64 of the German Food & Feed Act, AOAC)
- AOAC-PTM certification for some VitaFast® tests
- Ready-to-use reagents and standards for 96 determinations
- Results available within 24 - 48 hours



RIDASCREEN®

ELISA

- Determination of total vitamin B12 content
- Determination of added folic acid vitamin
- One sample preparation procedure and one identical sample buffer for RIDASCREEN®FAST Vitamin B12 and Folic Acid
- Results within 1 h
- Ideal for process control



EASI-EXTRACT®

Immunoaffinity columns

- Isolation and concentration of the vitamin
- Pigments and interfering compounds are removed
- High recovery and low coefficient of variation
- Products meet collaborative method performance criteria
- Final Action AOAC methods for certain products





Vitamin analysis

	VitaFast®	EASI-EXTRACT®	RIDASCREEN®	IMMUNOPREP®
	Microbiological / enzymatic tests	Immunoaffinity columns	ELISA	Online immunoaffinity cartridges
Vitamins				
Folsäure (Folic Acid)	●	●	●	
Vitamin B12 (Cyanocobalamin)	●	●	●	●
Vitamin B7 (Biotin)	●	●		
Vitamin B3 (Niacin)	●			
Pantothensäure / Pantothenic Acid	●			
Vitamin B1 (Thiamin)	●			
Vitamin B2 (Riboflavin)	●			
Vitamin B6 (Pyridoxin)	●			
Inositol	●			
Vitamin C (L-Ascorbic Acid)	●			
Multi-Vitamin B		●		

	VitaFast®	
	Spiking standards	Enzyme
Vitamins		
Folic Acid Spiking standard	●	
Vitamin B12 Spiking standard	●	
Vitamin B7 (Biotin) Spiking standard	●	
Pantothenic Acid Spiking standard	●	
Chicken Pancreatin		●



Vitamin analysis

VitaFast®

Product	Description	No. of tests/amount	Art. No.
Microbiological microtiter plates			
VitaFast® Folsäure / Folic Acid AOAC-PTM 100903	Quantitative determination of the total vitamin content (added and natural) or of the added vitamin only Limit of detection: 0.018 µg/100 g (mL)	96 determinations	P1001
VitaFast® Vitamin B12 (Cyanocobalamin) AOAC-PTM 101002	Quantitative determination of the total vitamin content (added and natural) or of the added vitamin only Limit of detection: 0.021 µg/100 g (mL)	96 determinations	P1002
VitaFast® Vitamin B7 (Biotin) AOAC-PTM 101001	Quantitative determination of the total vitamin content (added and natural) or of the added vitamin only Limit of detection: 0.013 µg/100 g (mL)	96 determinations	P1003
VitaFast® Vitamin B3 (Niacin)	Quantitative determination of the total vitamin content (added and natural) or of the added vitamin only Limit of detection: 0.0048 mg/100 g (mL)	96 determinations	P1004
VitaFast® Pantothensäure / Pantothenic Acid AOAC-PTM 100904	Quantitative determination of the total vitamin content (added and natural) or of the added vitamin only Limit of detection: 0.0035 mg/100 g (mL)	96 determinations	P1005
VitaFast® Vitamin B1 (Thiamin)	Quantitative determination of the total vitamin content (added and natural) or of the added vitamin only Limit of detection: 0.008 mg/100 g (mL)	96 determinations	P1006
VitaFast® Vitamin B2 (Riboflavin) AOAC-PTM 100902	Quantitative determination of the total vitamin content (added and natural) or of the added vitamin only Limit of detection: 0.0018 mg/100 g (mL)	96 determinations	P1007
VitaFast® Vitamin B6 (Pyridoxin)	Quantitative determination of the total vitamin content (added and natural) or of the added vitamin only Limit of detection: 0.0002 mg/100 g (mL)	96 determinations	P1008
VitaFast® Inositol	Quantitative determination of the total vitamin content (added and natural) Limit of detection: 0.5 mg/100 g (mL)	96 determinations	P1009
Enzymatic microtiter plate			
VitaFast® Vitamin C (L-Ascorbic Acid)	Quantitative determination of vitamin C (L-ascorbic acid and L-dehydroascorbic acid) possible Limit of detection: 7.8 mg/100 g (mL)	50 determinations	P1010
Spiking standards			
VitaFast® Folsäure / Folic Acid Spiking standard	Folic acid in solid form	3 vials	P3001
VitaFast® Vitamin B12 (Cyanocobalamin) Spiking standard	Cyanocobalamin in solid form	3 vials	P3002
VitaFast® Vitamin B7 (Biotin) Spiking standard	D-Biotin in solid form	3 vials	P3003
VitaFast® Pantothensäure / Pantothenic Acid Spiking standard	Ca-D-Pantothenat in solid form	3 vials	P3005
Enzyme			
VitaFast® Chicken Pancreatin	Enzyme for sample preparation for determination of natural folic acid	1 vial for 50 sample preparations	P2002





Vitamin analysis

RIDASCREEN®

Product	Description	No. of tests/amount	Art. No.
ELISA microtiter plates			
RIDASCREEN®FAST Vitamin B12	Enzyme immunoassay for quantitative analysis of total vitamin B12 in fortified food and vitamin products	48 determinations Incubation time: 25 min	R2103
RIDASCREEN®FAST Folsäure (Folic Acid)	Enzyme immunoassay for quantitative analysis of added folic acid in fortified food and vitamin products	48 determinations Incubation time: 25 min	R3203



EASI-EXTRACT®

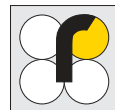
Immunoaffinity columns			
EASI-EXTRACT® VITAMIN B12	Immunoaffinity columns for sample clean-up prior to the analysis of vitamin B12 using HPLC or LC-MS/MS	10 columns (3 mL format) 50 columns (3 mL format)	RBRP80 RBRP80B
EASI-EXTRACT® VITAMIN B12 (LGE) AOAC 2014.02 „Final Action“	Immunoaffinity columns for sample clean-up prior to the analysis of vitamin B12 using HPLC or LC-MS/MS	10 columns (10 mL format) 50 columns (10 mL format)	RBRP88 RBRP88B
EASI-EXTRACT® FOLIC ACID	Immunoaffinity columns for sample clean-up prior to the analysis of folic acid using HPLC or LC-MS/MS	10 columns (3 mL format) 50 columns (3 mL format)	RBRP81 RBRP81B
EASI-EXTRACT® BIOTIN AOAC 2016.02 „Final Action“ Official recommended Codex method	Immunoaffinity columns for sample clean-up prior to the analysis of biotin using HPLC or LC-MS/MS	10 columns (3 mL format) 50 columns (3 mL format)	RBRP82 RBRP82B
EASI-EXTRACT® MULTI-VIT B (LGE)	Immunoaffinity columns for sample clean-up prior to the analysis of biotin, vitamin B12 and folic acid using HPLC or LC-MS/MS	10 columns (10 mL format) 50 columns (10 mL format)	RBRP183 RBRP183B




IMMUNOPREP® ONLINE automated analysis

Online Immunoaffinity columns			
IMMUNOPREP® ONLINE VITAMIN B12	Online immunoaffinity cartridges used in conjunction with the CHRONECT Symbiosis RIDA®CREST handling system for the automated clean-up and analysis of vitamin B12 with HPLC	48 cartridges 96 cartridges	RBRP800/48 RBRP800





Mycotoxin analysis



Mycotoxins are toxic secondary metabolites produced by filamentous fungi

Mycotoxins can occur in agricultural products, such as cereals and milk, as well as in foods made from them, such as bread and dairy products. Due to the frequent occurrence of mycotoxins and their severe toxic effects on animals and humans, maximum levels (MLs) for the major mycotoxins have been set by legislative bodies. In accordance with these guidelines, specific sample preparation and detection methods were developed. These include enzyme immunoassays, lateral flow devices or immunoaffinity columns.

Assays for the screening of mycotoxins in food and feed:

- RIDASCREEN® and EuroProxima enzyme immunoassays (ELISAs) use the high specificity of antigen and antibody interaction to determine and quantify mycotoxins by photometric measurement.
- RIDA®QUICK lateral flow tests are immunochromatographic tests for the quantitative determination of mycotoxins with the innovative RIDA®SMART APP software in combination with a validated Android smartphone or with the RIDA®SMART BOX and a smartphone.
- Test cards, AFLACARD and OCHRACARD, allow a qualitative screening of mycotoxins at various levels in food and feed commodities.
- Immunoaffinity columns (e.g. RIDA®, EASI-EXTRACT®, PREP® and RHONE®) use the high specificity of antigen and antibody interaction to isolate, purify and concentrate mycotoxins from many complex matrices prior to ELISA or chromatographic analysis.
- Solid phase extraction columns (PuriTox) are used for the clean-up of cereal and cereal based samples prior to chromatographic analysis.

RIDASCREEN®

ELISA tests for up to 96 determinations

- Highly sensitive and specific

RIDASCREEN®FAST

ELISA tests for up to 48/96 determinations

- Specific, fast and reliable

EuroProxima

ELISA tests for up to 96 determinations

- Specific mycotoxins and matrices
- Sensitive and fast



RIDA®QUICK

Lateral flow assay

- Easy and quantitative on-site testing
- Fast and reliable

Innovative smartphone-based evaluation of all quantitative tests with RIDA®SMART APP Software, also possible in combination with the RIDA®SMART BOX

EuroProxima

- Flow through rapid test
- Quantitative detection of specific mycotoxins
- Specific matrices (e.g. coffee/wine)



RIDA®, EASI-EXTRACT®, PREP® and RHONE®

Immunoaffinity columns

- Single or multi-toxin analysis in conjunction with HPLC, LC-MS/MS or ELISA
- For a wide range of matrices

PuriTox

Solid phase extraction columns

- Rapid purification prior to HPLC or LC-MS/MS



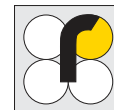


Mycotoxin analysis

	RIDASCREEN® EuroProxima	RIDA®QUICK EuroProxima	Rhône	RIDA®, EASI-EXTRACT® PREP®, RHONE®	PuriTox EASIMIP®
	ELISA	Lateral flow	Test cards	Immunoaffinity columns	Clean-up columns
Mycotoxins					
Aflatoxin					
• Total	•	•	•	•	•
• B1	•	•	•	•	
• M1	•			•	
Citrinin	•			•	
DON	•	•		•	•
Fumonisin	•	•		•	•
Multi Toxin				•	•
Ochratoxin A	•	•	•	•	•
Patulin					•
T-2 Toxin	•			•	•
T-2 & HT-2 Toxin	•	•		•	•
Trichothecenes					•
Zearalenone	•	•		•	•



Mycotoxin analysis



Aflatoxins

Product	Description	No. of tests/amount	Art. No.
ELISA microtiter plates			
RIDASCREEN® Aflatoxin M1	Enzyme immunoassay for quantitative determination of aflatoxin M1 in milk and milk powder* Detection limit: 5 ng/L (milk/milk powder), 50 ng/kg	96 determinations Incubation time: 1 h 15 min	R1121
RIDASCREEN® Aflatoxin B1 30/15	Enzyme immunoassay for quantitative determination of aflatoxin B1 in cereals and feed Detection limit: 1 µg/kg (cereals), 1.7 µg/kg (soy), 2 µg/kg (dry cat food), 4 µg/kg (feed)	96 determinations Incubation time: 45 min	R1211
RIDASCREEN® Aflatoxin Total	Enzyme immunoassay for quantitative determination of aflatoxin in cereals and feed* Detection limit: 1.75 µg/kg	96 determinations Incubation time: 45 min	R4701
RIDASCREEN®FAST Aflatoxin	Enzyme immunoassay for quantitative determination of aflatoxins in cereals and feed* Detection limit: < 1.7 µg/kg	48 determinations Incubation time: 15 min	R5202
RIDASCREEN®FAST Aflatoxin SC	Enzyme immunoassay for quantitative determination of aflatoxins in cereals and feed Detection limit: 1.5 µg/kg (corn), 5.3 µg/kg (feed)	48 determinations Incubation time: 15 min	R9002
Immunoaffinity columns			
AFLAPREP®	Immunoaffinity columns for sample clean-up prior to the analysis of aflatoxins B1, B2, G1 and G2 using HPLC or LC-MS/MS	10 columns (1 mL format) 50 columns (1 mL format) 500 columns (1 mL format)	RBRDP07 RBRP07 RBRP07/500
AFLAPREP® M WIDE	Immunoaffinity columns for sample clean-up prior to the analysis of aflatoxin M1 and M2 using HPLC or LC-MS/MS	10 columns (3 mL format) 50 columns (3 mL format)	RBRP124 RBRP124B
AFLARHONE®	Immunoaffinity columns for sample clean-up prior the analysis of aflatoxins B1, B2, G1 and G2 using HPLC or LC-MS/MS	25 columns (1 mL format) 100 columns (1 mL format)	RBRP56/25 RBRP56/100
AFLARHONE® WIDE	Immunoaffinity columns for sample clean-up prior the analysis of aflatoxins B1, B2, G1 and G2 using HPLC or LC-MS/MS	25 columns (3 mL format) 100 columns (3 mL format) 500 columns (3 mL format)	RBRP116/25 RBRP116/100 RBRP116/500
EASI-EXTRACT® AFLATOXIN	Immunoaffinity columns for sample clean-up prior to the analysis of aflatoxins B1, B2, G1, G2, M1, M2 and sterigmatocystin using HPLC or LC-MS/MS	10 columns (3 mL format) 50 columns (3 mL format) 500 columns (3 mL format)	RBRP71 RBRP70N RBRP70N/500
RIDA® Aflatoxin column	Immunoaffinity columns for sample clean-up prior to ELISA	10 columns (1 mL format) 50 columns (1 mL format)	R5001 R5002
Solid phase columns			
PuriTox Aflatoxin	Solid phase column for sample clean-up prior to the analysis of total aflatoxins using HPLC or LC-MS/MS	50 columns (syringe format)	RBRP25
Lateral flow test strips			
RIDA®QUICK Aflatoxin RQS	Immunochromatographic test for the quantitative determination of aflatoxin in corn* in combination with RIDA®SMART APP software** Detection limit: < 2 µg/kg	20 strips Incubation time: 3 min	R5208
RIDA®QUICK Aflatoxin RQS ECO	Immunochromatographic test with aqueous extraction for the quantitative determination of aflatoxin in corn in combination with RIDA®SMART APP software** Detection limit: < 2 µg/kg	20 strips Incubation time: 5 min	R5209
Test cards			
AFLACARD B1	Qualitative detection of aflatoxin B1 at various screening levels	20 determinations	RBRP27
AFLACARD TOTAL	Qualitative detection of total aflatoxins at various screening levels	20 determinations	RBRP38

* Further applications on request.

** More information in chapter "Equipment and accessories" (p. 102 ff.).





Mycotoxin analysis

Citrinin

Product	Description	No. of tests/amount	Art. No.
ELISA microtiter plates			
RIDASCREEN®FAST Citrinin	Enzyme immunoassay for quantitative determination of citrinin in cereals and feed Detection limit: 15 µg/kg	48 determinations Incubation time: 25 min	R6302
Immunoaffinity columns			
EASI-EXTRACT® CITRININ	Immunoaffinity columns for sample clean-up prior to the analysis of citrinin using HPLC or LC-MS/MS	10 columns (3 mL format) 25 columns (3 mL format)	RBRDP126 RBRP126



DON (Vomitoxin)

ELISA microtiter plates			
RIDASCREEN® DON	Enzyme immunoassay for quantitative determination of deoxynivalenol in cereals, malt, feed, beer and wort Detection limits: 18.5 µg/kg (cereals/malt/feed), 3.7 µg/kg (beer/wort)	96 determinations Incubation time: 45 min	R5906
RIDASCREEN®FAST DON AOAC-PTM 000701	Enzyme immunoassay for quantitative determination of DON in cereals, malt and feed Detection limit: < 0.2 mg/kg	96 determinations 48 determinations Incubation time: 8 min	R5901 R5902
RIDASCREEN®FAST DON SC	Enzyme immunoassay for quantitative determination of DON in cereals, malt and feed Detection limit: 0.074 mg/kg	48 determinations Incubation time: 8 min	R5905
Immunoaffinity columns			
DONPREP®	Immunoaffinity columns for sample clean-up prior to the analysis of deoxynivalenol using HPLC or LC-MS/MS	10 columns (3 mL format) 50 columns (3 mL format) 500 columns (3 mL format)	RBRP50 RBRP50B RBRP50/500
DONRHONE® WIDE	Immunoaffinity columns for sample clean-up prior the analysis of deoxynivalenol using HPLC or LC-MS/MS	25 columns (3 mL format) 100 columns (3 mL format)	RBRP141/25 RBRP141/100
Lateral flow test strips			
RIDA®QUICK DON RQS ECO	Immunochromatographic test for the quantitative determination of DON in grain* (wheat, corn, oat, barley) in combination with RIDA®SMART APP software** Detection limit: < 0.15 mg/kg	20 strips Incubation time: 3 min	R5911

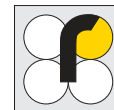


* Further applications on request.

** More information in chapter "Equipment and accessories" (p. 102 ff.).



Mycotoxin analysis



Fumonisin

Product	Description	No. of tests/amount	Art. No.
ELISA microtiter plates			
RIDASCREEN® Fumonisin ECO	Enzyme immunoassay with aqueous extraction for quantitative analysis of fumonisins in corn and feed Detection limit: 0.03 mg/kg (corn) and 0.04 mg/kg (feed)	96 determinations Incubation time: 45 min	R3411
RIDASCREEN®FAST Fumonisin ECO	Enzyme immunoassay for quantitative determination of fumonisins in corn and feed* Detection limit: < 0.25 mg/kg	48 determinations Incubation time: 8 min	R5603
Immunoaffinity columns			
FUMONIPREP®	Immunoaffinity columns for sample clean-up prior to the analysis of fumonisins B1, B2 and B3 using HPLC or LC-MS/MS	10 columns (3 mL format) 50 columns (3 mL format)	RBRDP31 RBRP31B
Lateral flow test strips			
RIDA®QUICK Fumonisin RQS ECO	Immunochromatographic test for the quantitative determination of fumonisin in corn* in combination with RIDA®SMART APP software** Detection limit: 0.3 mg/kg	20 strips Incubation time: 5 min	R5606



Multitoxin

Immunoaffinity columns			
11+Myco MS-PREP®	Immunoaffinity columns for the sample clean-up prior to the analysis of total aflatoxins, deoxynivalenol, fumonisin, ochratoxin A, T-2, HT-2 and zearalenone using LC-MS/MS	10 columns (3 mL format) 50 columns (3 mL format)	RBRP128 RBRP128B
AFLAOCHRA PREP®	Immunoaffinity columns for sample clean-up prior to the analysis of total aflatoxins and ochratoxin A using HPLC or LC-MS/MS	10 columns (1 mL format) 50 columns (1 mL format)	RBRP89 RBRP89B
AFLAOCHRA RHONE® WIDE	Immunoaffinity columns for sample clean-up prior the analysis of total aflatoxins and ochratoxin A using HPLC or LC-MS/MS	25 columns (3 mL format) 100 columns (3 mL format)	RBRP131/25 RBRP131/100
AO ZON PREP®	Immunoaffinity columns for sample clean-up prior to the analysis of total aflatoxins, ochratoxin A and zearalenone using HPLC or LC-MS/MS	10 columns (3 mL format) 50 columns (3 mL format)	RBRP112 RBRP112B
AOF MS-PREP®	Immunoaffinity columns for sample clean-up prior to the analysis of total aflatoxins, ochratoxin A and fumonisin using LC-MS/MS	10 columns (3 mL format) 50 columns (3 mL format)	RBRP115 RBRP115B
DZT MS-PREP®	Immunoaffinity columns for sample clean-up prior to the analysis of deoxynivalenol, zearalenone, T-2 and HT-2 using LC-MS/MS	10 columns (1 mL format) 50 columns (1 mL format)	RBRP73 RBRP73B
Solid phase columns			
PuriTox AflaZON	Solid phase column for sample clean-up prior to the analysis of total aflatoxins and zearalenone using HPLC or LC-MS/MS	25 columns (syringe format)	TC-M160
PuriTox Total Myco-MS	Solid phase column for sample clean-up prior to the analysis of total aflatoxins, ochratoxin A, DON, 3-acetyl DON, 15-acetyl DON, zearalenone (ZON), T-2, HT-2, FB1, FB2 and FB3 using LC-MS/MS	25 columns (syringe format)	TC-MT3000



* Further applications on request.

** More information in chapter "Equipment and accessories" (p. 102 ff.).



Mycotoxin analysis

Ochratoxin A

Product	Description	No. of tests/amount	Art. No.
ELISA microtiter plates			
RIDASCREEN® Ochratoxin A 30/15	Competitive enzyme immunoassay for quantitative determination of ochratoxin A in corn, wheat, barley, rye, rice and feed* Detection limit: 0.5 µg/kg (corn/wheat), 0.4 µg/kg (barley), 1.2 µg/kg (rye), 0.8 µg/kg (rice), 1.6 µg/kg (feed)	96 determinations Incubation time: 45 min	R1312
RIDASCREEN®FAST Ochratoxin A	Enzyme immunoassay for quantitative determination of ochratoxin A in cereals and feed* Detection limit: 1.3 µg/kg (corn), 1.5 µg/kg (wheat, barley), 2.0 µg/kg (oats) and 2.8 µg/kg (feed)	48 determinations Incubation time: 8 min	R5402
Immunoaffinity columns			
OCHRAPREP®	Immunoaffinity columns for sample clean-up prior to the analysis of ochratoxin A using HPLC or LC-MS/MS	10 columns (3 mL format) 50 columns (3 mL format) 500 columns (3 mL format)	RBRP14 RBRP14B RBRP14/500
OCHRARHONE®	Immunoaffinity columns for sample clean-up prior the analysis of ochratoxin A using HPLC or LC-MS/MS	25 columns (1 mL format) 100 columns (1 mL format)	RBRP59/25 RBRP59/100
OCHRARHONE® WIDE	Immunoaffinity columns for sample clean-up prior the analysis of ochratoxin A using HPLC or LC-MS/MS	25 columns (3 mL format) 100 columns (3 mL format) 500 columns (3 mL format)	RBRP119/25 RBRP119/100 RBRP119/500
RIDA® Ochratoxin A column	Immunoaffinity columns for sample clean-up prior to ELISA	10 columns (1 mL format)	R1303
Lateral flow test strips			
RIDA®QUICK Ochratoxin ECO	Immunochromatographic test with aqueous extraction for the quantitative determination of ochratoxin in corn and wheat in combination with RIDA®SMART APP software** Detection limit: 2 µg/kg	20 strips Incubation time: 3 - 5 min	R5404
Test cards			
OCHRACARD	Qualitative detection of ochratoxin A at various screening levels	20 determinations + 20 Immunoaffinity columns	RBRP48



Patulin

Enzyme			
Pectinase	An enzyme for the clarification of cloudy apple juice and apple purée prior to patulin analysis	100 determinations	RBRP129
Molecularly imprinted columns			
EASIMIP™ PATULIN	Molecularly imprinted columns for sample clean-up prior to the analysis of patulin using HPLC or LC-MS/MS	10 columns (3 mL format) 50 columns (3 mL format)	RBRP250 RBRP250B

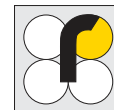


* Further applications on request.

** More information in chapter "Equipment and accessories" (p. 102 ff.).



Mycotoxin analysis



T-2 Toxin

Product	Description	No. of tests/amount	Art. No.
ELISA microtiter plates			
RIDASCREEN® T-2 Toxin	Enzyme immunoassay for quantitative determination of T-2 toxin in cereals and feed Measuring range: 3.5 - 56 µg/kg Detection limit: approx. 7 µg/kg (barley, rye, corn, wheat), approx. 11 µg/kg (oats) Measuring range: 35 - 560 µg/kg Detection limit: approx. 30 µg/kg (corn, wheat, oats)	96 determinations Incubation time: 1 h 30 min	R3801
RIDASCREEN®FAST T-2 Toxin	Enzyme immunoassay for quantitative determination of T-2 toxin in cereals and feed Detection limit: < 20 µg/kg	48 determinations Incubation time: 15 min	R5302



T-2/HT-2 Toxin

ELISA microtiter plates			
RIDASCREEN® T-2/HT-2 Toxin	Enzyme immunoassay for quantitative determination of T-2/HT-2 toxin in oats, corn, barley and wheat Detection limit: 16 µg/kg (oats), 12 µg/kg (corn), 21 µg/kg (wheat), 33 µg/kg (barley)	96 determinations Incubation time: 45 min	R3805
Immunoaffinity columns			
EASI-EXTRACT® T-2 & HT-2	Immunoaffinity columns for sample clean-up prior to the analysis of T-2 and HT-2 using HPLC or LC-MS/MS	10 columns (3 mL format) 50 columns (3 mL format)	RBRP43 RBRP43B
Lateral flow test strips			
RIDA®QUICK T-2/HT-2 RQS ECO	Immunochromatographic test for or quantitative determination of T-2/HT-2 toxin in oats, corn, and wheat* in combination with RIDA®SMART APP software** Detection limit: 50 µg/kg	20 strips Incubation time: 5 min	R5304



* Further applications on request.

** More information in chapter "Equipment and accessories" (p. 102 ff.).



Mycotoxin analysis

Trichothecene

Product	Description	No. of tests/amount	Art. No.
Solid phase columns			
PuriTox Trichothecene	Solid phase column for clean-up prior to the analysis of trichothecenes using GC or LC-MS/MS	25 columns (syringe format)	TC-T220



Zearalenone

ELISA microtiter plates			
RIDASCREEN® Zearalenon	Enzyme immunoassay for quantitative determination of zearalenone in cereals, feed, beer, serum and urine* Detection limits: 50 ng/L (serum/urine), 250 ng/L (beer), 1750 ng/kg (cereals/feed)	96 determinations Incubation time: 2 h 30 min	R1401
RIDASCREEN®FAST Zearalenon	Enzyme immunoassay for quantitative determination of zearalenone in cereals and feed Detection limit: 17 - 41 µg/kg	48 determinations Incubation time: 15 min	R5502
RIDASCREEN®FAST Zearalenon SC	Enzyme immunoassay for quantitative determination of zearalenone in cereals Detection limit: 5 µg/kg	48 determinations Incubation time: 15 min	R5505
Immunoaffinity columns			
ZONRHONE® WIDE	Immunoaffinity columns for sample clean-up prior the analysis of zearalenone using HPLC or LC-MS/MS	25 columns (3 mL format) 100 columns (3 mL format)	RBRP118/25 RBRP118/100
EASI-EXTRACT® ZEARALENONE	Immunoaffinity columns for sample clean-up prior to the analysis of zearalenone using HPLC or LC-MS/MS	10 columns (3 mL format) 50 columns (3 mL format)	RBRRP91 RBRRP90
Lateral flow test strips			
RIDA®QUICK Zearalenon RQS	Immunochromatographic test for the quantitative determination of zearalenone in corn* in combination with RIDA®SMART APP software** Detection limit: approx. 50 µg/kg	20 strips Incubation time: 5 min	R5504



Accessories

Lateral Flow test strips accessories			
RIDA®QUICK Mycotoxin ECO Extractor	Universal extraction buffer for RIDA®QUICK mycotoxin test kits	110 mL	R5000

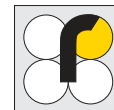


* Further applications on request.

** More information in chapter "Equipment and accessories" (p. 102 ff.).



Mycotoxin analysis



EuroProxima – Mycotoxin analysis

Product	Description	No. of tests/amount	Art. No.
ELISA microtiter plates			
EuroProxima Aflatoxin B1	Enzyme immunoassay for quantitative analysis of aflatoxin B1 in cereals (0.5 µg/kg), rice (0.4 µg/kg), egg (0.2 µg/kg), nuts (0.8 µg/kg), honey (0.2 µg/kg), mashed fruits (0.6 µg/kg), edible oils (0.2 µg/L), feed (1.0 µg/kg)	96 determinations Incubation time: 1 h 30 min	5121AFB
EuroProxima Aflatoxin B1 sensitive	Enzyme immunoassay for quantitative analysis of aflatoxin B1 in cereals (0.03 µg/kg), nuts (0.05 µg/kg), feed (2.5 µg/kg), infant food (0.03 µg/kg), liver (0.05 µg/kg), red pepper (0.5 µg/kg), serum (0.03 µg/L)	96 determinations Incubation time: 60 min	5121AFBS
EuroProxima PLUS Aflatoxin M1 sensitive	Enzyme immunoassay for quantitative analysis of aflatoxin M1 in milk (2.3 µg/L), cheese (3.6 µg/kg), butter (2.6 µg/kg), infant formula (5 µg/kg)	96 determinations Incubation time: 1 h 30 min	5121AFMS
EuroProxima PLUS Aflatoxin M1 fast	Enzyme immunoassay for quantitative analysis of aflatoxin M1 in milk (0.05 µg/L), cheese (< 0.1 µg/kg), butter (< 0.1 µg/kg)	96 determinations Incubation time: 45 min	5121AFMF
EuroProxima Total Aflatoxin	Enzyme immunoassay for quantitative analysis of aflatoxin total in cereals (unprocessed) (0.3 µg/kg), cereals (processed) (0.2 µg/kg), nuts (0.2 µg/kg), feed (0.4 µg/kg), infant food (0.016 µg/kg), liver (0.05 µg/kg), red pepper (1 µg/kg), serum (0.025 µg/kg), brown rice (0.2 µg/kg)	96 determinations Incubation time: 1 h 30 min	5121AFT
EuroProxima Deoxynivalenol	Enzyme immunoassay for quantitative analysis of deoxynivalenol (DON) in cereals (1.5 µg/kg), feed (30 µg/kg), food (30 µg/kg), beer (1.5 µg/L), silage (50 µg/kg)	96 determinations Incubation time: 1 h 30 min	5121DON
EuroProxima Fumonisin	Enzyme immunoassay for quantitative analysis of fumonisin in corn (2.0 µg/kg), milk (1.0 µg/L), honey (2.0 µg/kg), serum (2.0 µg/L)	96 determinations Incubation time: 1 h 30 min	5121FUM
EuroProxima Ochratoxin A	Enzyme immunoassay for quantitative analysis of ochratoxin A in corn (1.4 µg/kg), wheat (1.7 µg/kg), red wine (0.3 µg/L), white wine (0.3 µg/L), must (0.3 µg/kg), roasted coffee (1.9 µg/kg), instant coffee (1.8 µg/kg), green coffee (1.2 µg/kg), cocoa (1.7 µg/kg), figs (0.7 µg/kg), raisins (3.2 µg/kg)	96 determinations Incubation time: 1 h 30 min	5121OTA
EuroProxima T-2 HT-2 Toxin	Enzyme immunoassay for quantitative analysis of T-2 and HT-2 toxins in cereals (12.0 µg/kg), baby food (6.0 µg/kg), baby porridge (4.8 µg/kg), rye (8.9 µg/kg)	96 determinations Incubation time: 1 h 30 min	5121THT
EuroProxima Zearalenone	Enzyme immunoassay on the presence of zearalenone in cereals (12.5 µg/kg), milk (0.625 µg/L), milk powder (0.5 µg/kg), serum (1.25 µg/L)	96 determinations Incubation time: 1 h 30 min	5121ZON



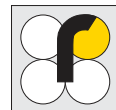


Mycotoxin analysis

EuroProxima – Mycotoxin analysis

Product	Description	No. of tests/amount	Art. No.
Flow through rapid tests			
EuroProxima Aflatoxin B1	Immunochromatographic test for the qualitative detection of aflatoxin B1 in food samples (oats, barley, rye, rice, wheat, millet, maize, buckwheat, legumes, tree nuts, seeds, pine nuts, spices) Detection limit: 2 µg/kg	10 strips Incubation time: 10 min	5127AFB
EuroProxima Total Aflatoxin	Immunochromatographic test for the qualitative detection of total aflatoxins in different matrices in food Detection limit: 4 µg/kg	10 strips Incubation time: 10 min	5127AFT
EuroProxima Ochratoxin A	Immunochromatographic test for the qualitative detection of ochratoxin A in different matrices in food Detection limit: 4 µg/kg	10 strips Incubation time: 10 min	5127OCH
EuroProxima Ochratoxin A in green coffee Flow through assay	Immunochromatographic test for the qualitative detection of ochratoxin A in green coffee Detection limit: 3 µg/kg	10 strips Incubation time: 15 min	5127OTACG
EuroProxima Ochratoxin A in roasted coffee Flow through assay	Immunochromatographic test for the qualitative detection of ochratoxin A in roasted coffee Detection limit: 3 µg/kg	10 strips Incubation time: 15 min	5127OTACR
EuroProxima Ochratoxin A in wine Flow through assay	Immunochromatographic test for the qualitative detection of ochratoxin A in wine Detection limit: 1 µg/L	10 strips Incubation time: 10 min	5127OTAW





IMMUNOPREP® ONLINE automated analysis

Online automated analysis of mycotoxins in food and feed

IMMUNOPREP® ONLINE immunoaffinity cartridges are used together with the CHRONECT Symbiosis RIDA®CREST handling system to combine automated online sample preparation with quantitative analysis of the mycotoxin of interest.

The immunoaffinity cartridge contains a monoclonal antibody that is specific for the mycotoxin, coupled to a hydrophilic polymer that can withstand high pressure. The CHRONECT Symbiosis RIDA®CREST system enables the use of the IMMUNOPREP® ONLINE cartridges to be incorporated directly with HPLC, UHPLC or LC-MS/MS systems.

The IMMUNOPREP® ONLINE cartridge offers highly specific, sensitive, rapid and automated analysis. The sample application, washing and elution is performed online for up to 15 injections

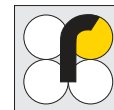
before the cartridge is automatically removed and replaced with a new one. This level of reuse has been found to offer optimum cartridge performance and removes the chance of interference or carryover.

Following extraction of the toxin from the sample with solvent, the extract is filtered, diluted and transferred to an autosampler vial. The diluted extract is injected onto the immunoaffinity cartridge and any toxin present in the sample is retained by antibody in the cartridge. Unbound matrix material is then automatically removed by washing the cartridge and the resulting wash goes to waste. Subsequently the toxins are released from the antibody following online elution with the mobile phase and the complete elution fraction from the cartridge is quantitatively analysed for the mycotoxin of interest.

IMMUNOPREP® ONLINE

- Improved quality assurance
- Improved traceability and efficiency
- Reusable cartridges
- Increased sample throughput
- New platform technology





IMMUNOPREP® ONLINE automated analysis

Product	Description	No. of tests/amount	Art. No.
Aflatoxins			
Online immunoaffinity cartridges			
IMMUNOPREP® ONLINE AFLATOXIN	Online immunoaffinity cartridges used in conjunction with the CHRONECT Symbiosis RIDA®CREST handling system for the automated clean-up and analysis of aflatoxins B1, B2, G1 and G2 with HPLC	48 cartridges 96 cartridges	RBRP900/48 RBRP900
IMMUNOPREP® ONLINE AFLATOXIN M1	Online immunoaffinity cartridges used in conjunction with the CHRONECT Symbiosis RIDA®CREST handling system for the automated clean-up and analysis of aflatoxin M1 with HPLC	48 cartridges	RBRP904/48
DON (Vomitoxin)			
Online immunoaffinity cartridges			
IMMUNOPREP® ONLINE DEOXYNIVALENOL	Online immunoaffinity cartridges used in conjunction with the CHRONECT Symbiosis RIDA®CREST handling system for the automated clean-up and analysis of deoxynivalenol with HPLC	48 cartridges	RBRP902/48
Ochratoxin A			
Online immunoaffinity cartridges			
IMMUNOPREP® ONLINE OCHRATOXIN	Online immunoaffinity cartridges used in conjunction with the CHRONECT Symbiosis RIDA®CREST handling system for the automated clean-up and analysis of ochratoxin A with HPLC	48 cartridges 96 cartridges	RBRP901/48 RBRP901
Zearalenone			
Online immunoaffinity cartridges			
IMMUNOPREP® ONLINE ZEARALENONE	Online immunoaffinity cartridges used in conjunction with the CHRONECT Symbiosis RIDA®CREST handling system for the automated clean-up and analysis of zearalenone with HPLC	48 cartridges	RBRP903/48



Reference material and standards

Trilogy® – naturally contaminated materials and mycotoxin standards

Trilogy® Analytical Laboratory is one of the few producers of certified, naturally contaminated reference materials and certified mycotoxin standards. Additionally, naturally contaminated quality control materials and analytical standards for daily quality assurance are available.

Trilogy® is a full service ISO 17025 accredited laboratory and accredited as a reference material producer according to ISO 17034. In cooperation with Trilogy®, we offer naturally contaminated certified reference materials and certified mycotoxin standards with metrological traceability. The fields of application of these highly characterized products range from method validation in ISO 17025 accredited labs to instrument calibration. Certified reference materials are available in 100 g packs of selected matrices. Both single and multitoxin options are available. Certified standard solutions contain one mycotoxin each, dissolved in organic solvents.

Trilogy® Quality Control Materials

These are naturally contaminated homogeneous products that contain a specific concentration of one or more mycotoxins. These materials have various applications including daily quality assurance, technician training, troubleshooting, proficiency testing and

quality documentation. Trilogy® quality control materials are available containing the major mycotoxins in various matrices and levels of contamination: aflatoxin, ochratoxin, zearalenone, deoxynivalenol and fumonisin contaminated materials are available, as well as multitoxin QC materials. Commodities include corn and corn by-products, wheat, barley and malted barley, oats as well as complex products such as animal feed, pet food and spices. Samples are available in 100 g re-sealable foil packs.

Analytical Standards

Trilogy® also provides over 30 analytical standards for a wide range of mycotoxins, in solvents and in dry form. The Trilogy® analytical standards can be used for spiking experiments in order to check laboratory performance or for the analysis of mycotoxins by HPLC, GC or LC-MS/MS. Trilogy® dried standards are very easy to use. A simple reconstitution step reduces the need to handle hazardous mycotoxin powders. The liquid standards are ready to use and contain mycotoxins in dissolved specified organic solvents. They are both intended for use by customers who do not have a spectrophotometer or for those who want to ensure accurate HPLC/GC/LC-MS/MS determination of mycotoxins with minimal preparation and effort.

Trilogy®

Certified Trilogy® reference material (according to ISO 17034)

- Naturally contaminated
- Single and multitoxin options available
- Metrological traceability

Certified Trilogy® mycotoxin standards (according to ISO 17034)

- Ready-to-use liquids
- Single toxin solutions available
- Metrological traceability



Trilogy®

Quality control materials

- Naturally contaminated
- Single and multitoxin products available
- Cereals, corn, rice, and more
- Complex matrices like feed

Analytical standards

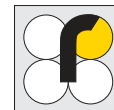
- Dried standard substances
- Ready-to-use standards, liquid
- Single and multitoxin options available





Mycotoxin analysis

	Trilogy®				Rhône
	Certified reference material	Certified liquid standards	Quality control material	Analytical standards	Standards
Mycotoxins					
Aflatoxin					
• Total	•		•	•	•
• B1		•		•	
• B2		•		•	
• G1		•		•	
• G2		•		•	
• M1		•		•	
Citrinin				•	
Diacetoxyscirpenol (DAS)				•	
DON	•	•	•	•	
Fumonisin	•		•	•	
Fusarenon-X				•	
Multitoxin	•		•		
Neosolaniol				•	
Nivalenol				•	
Ochratoxin A	•	•	•	•	•
Patulin				•	
T-2 Toxin				•	
HT-2 Toxin				•	
Trichothecenes				•	
Zearalenone	•	•	•	•	



Certified Trilogy® Reference Materials for mycotoxin analysis

Product	Description	Amount	Art. No.
Certified Reference Material			
Food or feed product			
Certified Trilogy® Reference Material Aflatoxin	Commodities and contamination levels available upon request	100 g	TCRM-M1111-100
Certified Trilogy® Reference Material DON	Commodities and contamination levels available upon request	100 g	TCRM-M2111-100 (Corn) TCRM-M2113-100 (Wheat)
Certified Trilogy® Reference Material Fumonisin	Commodities and contamination levels available upon request	100 g	TCRM-M1811-100
Certified Trilogy® Reference Material Ochratoxin	Commodities and contamination levels available upon request	100 g	TCRM-M1612-100
Certified Trilogy® Reference Material Zearalenone	Commodities and contamination levels available upon request	100 g	TCRM-M1711-100
Certified Trilogy® Reference Material Multitoxin	Commodities, mycotoxins and contamination levels available upon request	100 g	TCRM-MMA11-100



Certified Trilogy® Liquid Standards for mycotoxin analysis

Certified Standards	Liquid	Amount	Art. No.
Certified Trilogy® Liquid Standard Aflatoxin B1	10 µg/mL aflatoxin B1 in acetonitrile	5 mL	TCRS-M11LA1-5
Certified Trilogy® Liquid Standard Aflatoxin B2	10 µg/mL aflatoxin B2 in acetonitrile	5 mL	TCRS-M12LA1-5
Certified Trilogy® Liquid Standard Aflatoxin G1	10 µg/mL aflatoxin G1 in acetonitrile	5 mL	TCRS-M13LA1-5
Certified Trilogy® Liquid Standard Aflatoxin G2	10 µg/mL aflatoxin G2 in acetonitrile	5 mL	TCRS-M14LA1-5
Certified Trilogy® Liquid Standard Deoxynivalenol	25 µg/mL deoxynivalenol in methanol	5 mL	TCRS-M21LM1-5
Certified Trilogy® Liquid Standard Ochratoxin A	5 µg/mL ochratoxin A in methanol	5 mL	TCRS-M16LM1-5
Certified Trilogy® Liquid Standard Zearalenone	10 µg/mL zearalenone in methanol	5 mL	TCRS-M17LM1-5



Please note: Article numbers for Trilogy® products were changed.



Mycotoxin analysis

Trilogy® Quality Control Material for mycotoxin analysis

Product	Description	Amount	Art. No.
QC Material	Food or feed product		
Trilogy® QC Material Aflatoxin	Commodities and contamination levels available upon request	100 g	TQC-M1111-100
Trilogy® QC Material Deoxynivalenol (DON)	Commodities and contamination levels available upon request	100 g	TQC-M2111-100 (Corn) TQC-M2112-100 (Barley) TQC-M2113-100 (Wheat) TQC-M2116-100 (Oats)
Trilogy® QC Material Fumonisin	Commodities and contamination levels available upon request	100 g	TQC-M1811-100
Trilogy® QC Material Ochratoxin	Commodities and contamination levels available upon request	100 g	TQC-M1611-100 (Corn) TQC-M1612-100 (Wheat)
Trilogy® QC Material Zearalenone	Commodities and contamination levels available upon request	100 g	TQC-M1711-100 (Corn) TQC-M1712-100 (Wheat)
Trilogy® QC Material Multitoxin	Commodities, mycotoxins and contamination levels available upon request	100 g	TQC-MMA11-100
Trilogy® QC Material Complex Commodities	Commodities, mycotoxins and contamination levels available upon request	100 g	TQC-CC100




Please note: Article numbers for Trilogy® products were changed.



Analytical Mycotoxin Standards for mycotoxin analysis

Product	Description	Amount	Art. No.
Aflatoxins			
Dried			
Trilogy® Dried Standard Aflatoxins B1, B2, G1, G2	Aflatoxins B1, B2, G1, G2 (4:1:4:1) (2/0.5/2/0.5 µg/mL)	5 µg/mL in 10 mL after reconstitution	TAS-MM11DA1-10
Trilogy® Dried Standard Aflatoxin B1	Aflatoxin B1	25 µg/mL in 10 mL after reconstitution	TAS-M11DA1-10
Trilogy® Dried Standard Aflatoxin B2	Aflatoxin B2	25 µg/mL in 10 mL after reconstitution	TAS-M12DA1-10
Trilogy® Dried Standard Aflatoxin G1	Aflatoxin G1	25 µg/mL in 10 mL after reconstitution	TAS-M13DA1-10
Trilogy® Dried Standard Aflatoxin G2	Aflatoxin G2	25 µg/mL in 10 mL after reconstitution	TAS-M14DA1-10
Trilogy® Dried Standard Aflatoxin M1	Aflatoxin M1	1 µg/mL in 2 mL after reconstitution	TAS-M15DA2-2
Liquid			
Trilogy® Liquid Standard Aflatoxins B1, B2, G1, G2	Aflatoxin B1, B2, G1, G2 (4:1:4:1) 5 µg/mL (2/0.5/2/0.5 µg/mL) in acetonitrile	10 mL	TAS-MM11LA1-10
AFLASTANDARD	Total aflatoxin standard (B1, B2, G1, G2) solution at 1000 ng/mL (250 ng/mL each) in methanol : acetonitrile (50:50 v/v)	6 mL 3 mL	RBRP22 RBRP22A
Trilogy® Liquid Standard Aflatoxin B1	Aflatoxin B1 25 µg/mL in acetonitrile	10 mL	TAS-M11LA1-10
Trilogy® Liquid Standard Aflatoxin B2	Aflatoxin B2 25 µg/mL in acetonitrile	10 mL	TAS-M12LA1-10
Trilogy® Liquid Standard Aflatoxin G1	Aflatoxin G1 25 µg/mL in acetonitrile	10 mL	TAS-M13LA1-10
Trilogy® Liquid Standard Aflatoxin G2	Aflatoxin G2 25 µg/mL in acetonitrile	10 mL	TAS-M14LA1-10
Trilogy® Liquid Standard Aflatoxin M1	Aflatoxin M1 0.5 µg/mL in acetonitrile	2 mL	TAS-M15LA1-2


 Please note: Article numbers for Trilogy® products were changed.

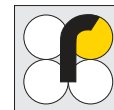


Mycotoxin analysis

Analytical Mycotoxin Standards for mycotoxin analysis

Product	Description	Amount	Art. No.
Citrinin			
Dried			
Trilogy® Dried Standard Citrinin	Citrinin	5 µg/mL in 5 mL after reconstitution	TAS-M31DE1-5
DAS			
Dried			
Trilogy® Dried Standard Diacetoxyscirpenol (DAS)	Diacetoxyscirpenol (DAS)	100 µg/mL in 5 mL after reconstitution	TAS-M26DA1-5
DON (Vomitoxin)			
Dried			
Trilogy® Dried Standard DON	Deoxynivalenol	50 µg/mL in 10 mL after reconstitution	TAS-M21DM1-10
Trilogy® Dried Standard Deoxynivalenol (DON)	Deoxynivalenol (DON)	100 µg/mL in 10 mL after reconstitution	TAS-M21DM2-10
Trilogy® Dried Standard 3-Acetyl Deoxynivalenol	3-Acetyl deoxynivalenol	100 µg/mL in 5 mL after reconstitution	TAS-M22DA1-5
Trilogy® Dried Standard 15-Acetyl Deoxynivalenol	15-Acetyl deoxynivalenol	100 µg/mL in 5 mL after reconstitution	TAS-M23DA1-5
Liquid			
Trilogy® Liquid Standard Deoxynivalenol (DON)	Deoxynivalenol (DON) 100 µg/mL in methanol	10 mL	TAS-M21LM2-10
Fumonisinis			
Dried			
Trilogy® Dried Standard Fumonisin B1, B2	Fumonisin B1, Fumonisin B2 (10:3)	100/30 µg/mL in 2 mL after reconstitution	TAS-MM18DZ1-2
Liquid			
Trilogy® Liquid Standard Fumonisin B1, B2	Fumonisin B1, Fumonisin B2 (10:3) 100/30 µg/mL in acetonitrile/water (50/50)	2 mL	TAS-MM18LZ1-2
Trilogy® Liquid Standard Fumonisin B1	Fumonisin B1 100 µg/mL in acetonitrile/water (50/50)	2 mL	TAS-M18LZ1-2
Trilogy® Liquid Standard Fumonisin B2	Fumonisin B2 100 µg/mL in acetonitrile/water (50/50)	2 mL	TAS-M19LZ1-2
Fusarenon X			
Dried			
Trilogy® Dried Standard Fusarenon-X	Fusarenon-X	100 µg/mL in 5 mL after reconstitution	TAS-M29DM1-5
Neosolaniol			
Dried			
Trilogy® Dried Standard Neosolaniol	Neosolaniol	100 µg/mL in 5 mL after reconstitution	TAS-M27DA1-5
Nivalenol			
Dried			
Trilogy® Dried Standard Nivalenol	Nivalenol	100 µg/mL in 5 mL after reconstitution	TAS-M28DM1-5
Ochratoxin A			
Dried			
Trilogy® Dried Standard Ochratoxin A	Ochratoxin A	1 µg/mL in 5 mL after reconstitution	TAS-M16DM1-5
Liquid			
Trilogy® Liquid Standard Ochratoxin A	Ochratoxin A 1 µg/mL in methanol	5 mL	TAS-M16LM1-5
OCHRSTANDARD	Ochratoxin A standard solution at a concentration of 1000 ng/mL in methanol	6 mL 3 mL	RBRP11 RBRP11A

 Please note: Article numbers for Trilogy® products were changed.



Analytical Mycotoxin Standards for mycotoxin analysis

Product	Description	Amount	Art. No.
Patulin			
Liquid			
Trilogy® Liquid Standard Patulin	Patulin 25 µg/mL in acetonitrile	5 mL	TAS-M30LA1-5
T-2/HT-2			
Dried			
Trilogy® Dried Standard T-2 Toxin	T-2 toxin	100 µg/mL in 5 mL after reconstitution	TAS-M24DA1-5
Trilogy® Dried Standard HT-2 Toxin	HT-2 toxin	100 µg/mL in 5 mL after reconstitution	TAS-M25DA1-5
Liquid			
Trilogy® Liquid Standard T-2 Toxin	T-2 Toxin 100 µg/mL in acetonitrile	5 mL	TAS-M24LA1-5
Trilogy® Liquid Standard HT-2 Toxin	HT-2 Toxin 100 µg/mL in acetonitrile	5 mL	TAS-M25LA1-5
Trichothecenes – Multitoxines			
Liquid			
Trilogy® Liquid Standard Type A & B Trichothecenes	Type A & B Trichothecenes (fusarenon X, deoxynivalenol, nivalenol, 3- & 15-acetyl DON, HT-2 toxin, diacetoxyscirpenol, T-2 toxin, neosolaniol) 100 µg/mL in acetonitrile	2 mL	TAS-MM21LA1-2
Dried			
Trilogy® Dried Standard Type A Trichothecenes	Type A Trichothecenes (diacetoxyscirpenol, HT-2 toxin, T-2 toxin, neosolaniol)	10 µg/mL in 5 mL after reconstitution	TAS-MM22DA1-5
Zearalenone			
Dried			
Trilogy® Dried Standard Zearalenone	Zearalenone	25 µg/mL in 10 mL after reconstitution	TAS-M17DM1-10
Liquid			
Trilogy® Liquid Standard Zearalenone	Zearalenone 25 µg/mL in methanol	10 mL	TAS-M17LM1-10

Please note: Article numbers for Trilogy® products were changed.

Hormones & anabolics



Analysis of hormone & anabolic residues in food

Hormones and anabolics can be used as growth promoters in livestock breeding to enhance average daily weight gain and meat/fat ratio. As a consequence, hormone and anabolic residues can occur in food of animal origin.

Due to their systemic function, hormone residues in food bear a potential health risk for the consumer.

Additionally, the entry of hormonally active substances into surface and ground water can have an ecological impact on aquatic ecosystems.

Consequently, most countries have banned the use of hormones and anabolics in livestock breeding completely with exceptions for veterinary purposes.

RIDASCREEN®

ELISAs for the most commonly used hormones and anabolics

- Quantitative Screening
- Applications for many matrices
- Evaluation with RIDASOFT® Win.NET
Food & Feed



EuroProxima

ELISAs for specific hormones and anabolics

- Quantitative Screening
- Applications for many matrices
- Evaluation with RIDASOFT® Win.NET
Food & Feed





Hormones & anabolics

	EuroProxima	RIDASCREEN®	RIDA®, EuroProxima
	ELISA	ELISA	Spiking solutions
β-Agonists			
β-Agonists	•	•	•
Clenbuterol	•	•	•
Ractopamin	•	•	
Anabolic steroids			
Ethinylestradiol	•		•
Methyltestosterone	•		•
Nortestosterone	•		•
Progesterone	•		•
Stanozolol	•		
Trenbolone	•		•
Corticosteroide			
Corticosteroid	•		
Gestagens			
Medroxy Progesteron Acetate	•		
Non-steroidal compounds			
Zeranol	•		•
Stilbenes			
Diethylstilbestrol (DES)	•		•



Hormones & anabolics

RIDASCREEN® & RIDA®

Product	Description	No. of tests/amount	Art. No.
β-Agonists ELISA microtiter plates			
RIDASCREEN® β-Agonists	Enzyme immunoassay for quantitative analysis of β-agonists in urine (SPE) (150 ng/L), urine (direct) (200 ng/L), serum (900 ng/L), meat (100 ng/kg), liver (130 ng/kg), milk (45 ng/L), feed (1000 ng/kg)	96 determinations Incubation time: 1 h	R1704
RIDASCREEN® Clenbuterol	Enzyme immunoassay for quantitative analysis of clenbuterol in milk (50 ng/L), meat (100 ng/kg), liver (150 ng/kg), kidney (200 ng/kg), urine (100 ng/L), plasma/serum (250 ng/L), hair (2 µg/kg), eye ball (200 ng/kg), feed (600 µg/kg)	96 determinations Incubation time: 45 min	R1711
RIDA® Sample decolorant	Reagents for the sample preparation of liver and feed for RIDASCREEN® Clenbuterol (Art. No. R1711)	1 Set (600 samples)	R1699
RIDA® β-Agonists & Clenbuterol Spiking Solution	100 ng/mL	1 mL	R1799
Clenbuterol Assay Control (positive)	Freeze-dried calves urine positive for clenbuterol	1 x 5 mL	R1707
Clenbuterol Assay Control (negative)	Freeze-dried calves urine negative for clenbuterol	1 x 2 mL	R1708
RIDASCREEN® Ractopamin	Enzyme immunoassay for quantitative analysis of ractopamin in urine (700 ng/L), meat (200 ng/kg), liver (300 ng/kg)	96 determinations Incubation time: 1 h 30 min	R9901
Accessories Solid phase columns			
RIDA® C18 columns	Solid phase extraction columns for use in conjunction with RIDASCREEN® ELISAs	100 columns	R2002



EuroProxima

β-Agonists	ELISA microtiter plates		
EuroProxima Beta-Agonist	Enzyme immunoassay for quantitative analysis of β-agonists in urine (direct) (0.75 µg/L), urine (liquid extraction) (0.1 µg/L), faeces liver, kidney, bile and plasma (0.25 µg/kg), muscle (0.2 µg/kg), retina (0.8 µg/kg), feed (10 µg/kg)	96 determinations Incubation time: 1 h 30 min	5061BAG
EuroProxima Beta-Agonist Fast	Enzyme immunoassay for quantitative analysis of β-agonists on the presence of urine (0.15 µg/L), faeces, kidney, bile and plasma (0.25 µg/kg), liver (0.1 µg/kg), tissue (0.1 µg/kg), milk (0.04 µg/L), feed (1.0 µg/kg)	96 determinations Incubation time: 1 h	5061BAGFc
EuroProxima Clenbuterol	Enzyme immunoassay for quantitative analysis of Clenbuterol in urine (direct) (0.5 µg/kg), urine (liquid extraction) (0.05 µg/kg), faeces, liver, kidney, plasma / bile (0.2 µg/kg), muscle (0.1 µg/kg), retina / choroid (0.5 µg/kg), feed (5.0 µg/kg)	96 determinations Incubation time: 45 min	5071BAGC
EuroProxima Ractopamine	Enzyme immunoassay for quantitative analysis of ractopamine in urine (1.0 µg/L), liver (0.4 µg/kg), tissue (0.1 µg/kg), milk (0.04 µg/L), feed (2.0 µg/kg), serum (0.4 µg/L)	96 determinations Incubation time: 1 h	5061TRACT



Further applications on request.



Hormones & anabolics

EuroProxima

Product	Description	No. of tests/amount	Art. No.
Anabolic steroids ELISA microtiter plates			
EuroProxima Ethinylestradiol	Enzyme immunoassay for quantitative analysis of ethinylestradiol in tissue (0.18 µg/kg), muscle (0.07 µg/kg), urine (0.33 µg/L)	96 determinations Incubation time: 2 h 30 min	5081ESTR
EuroProxima Ethinylestradiol Spiking Solution	100 ng/mL	1 mL	5081ESTRSP
EuroProxima Methyltestosterone	Enzyme immunoassay for quantitative analysis of methyltestosterone in urine (0.042 µg/L), tissue (bovine) (0.053 µg/kg) and tissue (fish) (0.22 µg/kg)	96 determinations Incubation time: 1 h 30 min	5081MTES
EuroProxima Methyltestosteron Spiking Solution	100 ng/mL	1 mL	5081MTESSP
EuroProxima Nortestosterone	Enzyme immunoassay for quantitative analysis of nortestosterone in urine (2.83 µg/L) and milk (0.12 µg/L)	96 determinations Incubation time: 1 h 30 min	5081NOR
EuroProxima Nortestosteron Spiking Solution	1 µg/mL	1 mL	5081NORSP
EuroProxima Progesterone	Enzyme immunoassay for quantitative analysis of progesterone in milk (1 µg/L) and serum (1 µg/L)	96 determinations Incubation time: 1 h 30 min	5081PROG
EuroProxima Progesterone Spiking Solution	100 ng/mL	1 mL	5081PROGSP1
EuroProxima Stanozolol	Enzyme immunoassay for quantitative analysis of stanozolol in urine (1 µg/L) and faeces (1 µg/kg)	96 determinations Incubation time: 45 min	5081STAN
EuroProxima Trenbolone	Enzyme immunoassay for quantitative analysis of trenbolone in urine (0.5 µg/L), liver (0.6 µg/kg), tissue (0.4 µg/kg)	96 determinations Incubation time: 1 h 30 min	5081TRENBO
EuroProxima Trenbolone Spiking Solution	50 ng/mL	1 mL	5081TRENBO SP
Corticosteroids ELISA microtiter plates			
EuroProxima Corticosteroid	Enzyme immunoassay for quantitative analysis of corticosteroids in milk (0.2 µg/L), urine (3 µg/L), muscle (0.2 µg/kg) and liver (1 µg/kg) and feed (0.6 µg/kg)	96 determinations Incubation time: 1 h 30 min	5081COR
Gestagens ELISA microtiter plates			
EuroProxima Medroxy Progesteron Acetate	Enzyme immunoassay for quantitative analysis of medroxyprogesteronacetate in bovine kidney fat (0.1 µg/kg)	96 determinations Incubation time: 1 h 30 min	5131MPA
Non-steroidal compounds ELISA microtiter plates			
EuroProxima Zeranol	Enzyme immunoassay for quantitative analysis of zeranol in urine (0.2 µg/L), tissue (0.7 µg/kg) and liver (1.3 µg/kg)	96 determinations Incubation time: 1 h 30 min	5081ZERAN
EuroProxima Zeranol Spiking Solution	20 ng/mL	1 mL	5081ZERANSP
Non-steroidal compounds ELISA microtiter plates			
EuroProxima Diethylstilbestrol (DES)	Enzyme immunoassay for quantitative analysis of DES in tissue (0.18 µg/kg), urine (0.16 µg/L)	96 determinations Incubation time: 1 h 30 min	5081DES
EuroProxima Diethylstilbestrol (DES) Spiking Solution	10 ng/mL	1 mL	5081DESSP

Further applications on request.



Hormones & anabolics

Test system	Matrices								
	Meat	Milk	Serum/ plasma	Urine	Liver	Perirenal fat	Faeces	Feed	Additional matrices
RIDASCREEN® β-Agonists	•	•	•	•	•			•	
EuroProxima β-Agonists			•	•	•		•	•	Kidney, bile, muscle, retina
EuroProxima β-Agonists Fast		•	•	•	•		•	•	Kidney, bile, retina
RIDASCREEN® Clenbuterol	•	•	•	•	•			•	Hair, eye, kidney
EuroProxima Clenbuterol			•	•	•			•	Kidney, tissue
EuroProxima Corticosteroid	•	•		•	•			•	Muscle
EuroProxima Diethylstilbestrol	•	•		•					
EuroProxima Ethinylestradiol	•		•	•					
EuroProxima Methyltestosterone	•			•	•				Fish, bovine
EuroProxima Nortestosterone	•			•					
EuroProxima Progesterone		•	•						
EuroProxima Medroxy Progesteron Acetate	•					•			Bovine, kidney fat
RIDASCREEN® Ractopamine	•			•	•				
EuroProxima Ractopamine		•	•	•	•			•	Tissue
EuroProxima Trenbolone	•			•	•				
EuroProxima Stanozolol				•			•		
EuroProxima Zeranol	•			•	•				

Antibiotics



Analysis of antibiotic residues

In addition to their function as veterinary drugs, antibiotics can be used as antimicrobial growth promoters in livestock breeding. As a consequence of incorrect or illegal use, antibiotic drug residues in food of animal origin can remain.

Because of the potentially toxic, carcinogenic and allergic properties of antibiotic residues, contaminated food is a direct health risk for consumers. Additionally, the inappropriate use of antibiotics in animal husbandry and food production can promote multi-resistant pathogens, which pose an increasing risk for public health.

For these reasons, most countries have established Maximum Residue Limits (MRLs) and monitoring programs for antibiotic residues in food. Non-compliance with these legislations e.g. in export can lead to severe penalties.

For food industries, antibiotic residues additionally bear technological and economic risks, as they can inhibit production processes involving microorganisms and thus lead to production losses.

RIDASCREEN®

ELISAs for the screening of antibiotic residues

- Quantitative results of single antibiotics or antibiotic groups
- Detect the most commonly used antibiotics
- Applications for a wide range of matrices
- Evaluation with RIDASOFT® Win.NET Food & Feed



EuroProxima

ELISAs for the screening of antibiotic residues

- Quantitative results of single antibiotics or antibiotic groups
- Detect a variety of specific antibiotics
- Applications for a wide range of matrices
- Evaluation with RIDASOFT® Win.NET Food & Feed



Premi®Test

Microbial inhibition test for qualitative screening

- Detects a broad spectrum of antibiotics
- Easy to handle, no sophisticated equipment needed
- Faster than plate tests
- Sensitive (in conformity with EU-MRLs)
- Validated (AOAC-PTM PTMSM and AFNOR NF VALIDATION)





Antibiotics

	EuroProxima	RIDASCREEN®	RIDA®, EuroProxima	Premi®Test*
	ELISA	ELISA	Spiking solutions	Test ampoules
Aminoglycosides				
Gentamycin	•			
Neomycin	•			•
Streptomycin	•	•	•	
Colisitin				
Colistin	•			
β-Lactames				
Penicillin	•			•
Fenicole				
Chloramphenicol	•	•	•	
Florfenicol	•			•
Florfenicol-amine	•			
Lyncomycin				
Lincomycin	•			
Macrolides				
Erythromycin	•			•
Tylosin	•			
Nitrofuran				
Nitrofuran (AHD)	•	•	•	
Nitrofuran (AMOZ)	•	•	•	
Nitrofuran (AOZ)	•	•	•	
Nitrofuran (DNSH)	•	•	•	
Nitrofuran (SEM)	•	•	•	
Nitroimidazoles				
Dimetridazole	•			
Polypeptides				
Bacitracin	•	•	•	•
Quinolones/Fluoroquinolones				
Chinolone/Quinolones		•		
Enrofloxacin	•			•
Flumequine	•			
Fluoroquinolones I & II	•			
Sulfonamides				
Sulfamethazin	•		•	
Sulfonamide	•		•	•
Trimethoprim	•			
Tetracyclin				
Oxytetracyclin	•			•
Tetracyclin	•	•	•	
Virginiamycin				
Virginiamycin	•			

* The test cannot differentiate between different antibiotics.



Antibiotics

RIDASCREEN®

Product	Description	No. of tests/amount	Art. No.
Aminoglycosides ELISA microtiter plates			
RIDASCREEN® Streptomycin	Enzyme immunoassay for quantitative analysis of streptomycin in milk (5 µg/L), milk (reconstituted from milk powder) (3 µg/L), honey (2 µg/kg), beef/pork (22 µg/kg), poultry (28 µg/kg), liver (23 µg/kg), kidney (18 µg/kg), shrimps (20 µg/kg), apple juice (4 µg/L)	96 determinations Incubation time: 45 min	R3104
RIDA® Streptomycin Spiking Solution	10 µg/mL	1 mL	R3199
Fenicol ELISA microtiter plates			
RIDASCREEN® Chloramphenicol	Enzyme immunoassay for quantitative analysis of chloramphenicol in milk (24 ng/L), milk powder (reconstitution) (240 ng/kg), milk powder (extraction) (24 ng/kg), yoghurt/kefir/buttermilk/cream (12 ng/kg), curd/sour cream (15 ng/kg), butter (61 ng/kg), cheese (16 ng/kg), honey (25 ng/kg), royal jelly (23 ng/kg), meat (beef, pork, poultry) (5 ng/kg), fish/shrimps (8 ng/kg), shrimps (5 in 1 nitrofurans sample prep.) (34 ng/kg), egg (15 ng/kg), urine direct (CAP-glucuronide) (138 ng/L), urine hydrolyzed (chloramphenicol) (196 ng/L), plasma/serum (18 ng/L), feed (107 ng/kg)	96 determinations Incubation time: 45 min	R1511
RIDA® Chloramphenicol Spiking Solution	50 ng/mL	1 mL	R1599
Nitrofurans ELISA microtiter plates			
RIDASCREEN® DNSH	Enzyme immunoassay for quantitative analysis of nitrofurans metabolite DNSH in meat (0.13 µg/kg) and Fish, shrimp & prawn (0.15 µg/kg)	96 determinations Incubation time: 1 h	R3740
RIDASCREEN® Nitrofurans (AOZ)	Enzyme immunoassay for quantitative analysis of AOZ in shrimps, fish, milk (50 ng/kg), meat, liver, whole egg (100 ng/kg)	96 determinations Incubation time: 1 h 15 min	R3703
RIDA® Nitrofurans (AOZ) Spiking Solution	20 ng/mL	1 mL	R3798
RIDASCREEN® Nitrofurans (AMOZ)	Enzyme immunoassay for quantitative analysis of AMOZ in shrimps (30 ng/kg), fish (40 ng/kg), meat (bovine) (40 ng/kg), meat (porcine) (65 ng/kg), poultry (chicken, turkey) (40 ng/kg)	96 determinations Incubation time: 45 min	R3722
RIDA® Nitrofurans (AMOZ) Spiking Solution	20 ng/mL	1 mL	R3799
RIDASCREEN® Nitrofurans (AHD)	Enzyme immunoassay for quantitative analysis of AHD in shrimps (200 ng/kg), fish (76 ng/kg)	96 determinations Incubation time: 1 h 15 min	R3713
RIDA® Nitrofurans (AHD) Spiking Solution	20 ng/mL	1 mL	R3796
RIDASCREEN® Nitrofurans (SEM)	Enzyme immunoassay for quantitative analysis of SEM shrimps (230 ng/kg), meat (200 ng/kg), fish (200 ng/kg)	96 determinations Incubation time: 45 min	R3724
RIDA® Nitrofurans (SEM) Spiking Solution	20 ng/mL	1 mL	R3797

Further applications on request.





Antibiotics

RIDASCREEN®

Product	Description	No. of tests/amount	Art. No.
Polypeptides ELISA microtiter plates			
RIDASCREEN® Bacitracin	Enzyme immunoassay for quantitative analysis of bacitracin in milk (11 µg/L), meat (9 µg/kg), eggs (11 µg/kg), feed (82 µg/kg), urine (23 µg/L)	96 determinations Incubation time: 1 h 30 min	R2901
Quinolones/Fluoroquinolones ELISA microtiter plates			
RIDASCREEN® Chinolone/Quinolones	Enzyme immunoassay for quantitative analysis of quinolones in shrimps (6 µg/kg), fish (8 µg/kg), egg (9 µg/kg), meat (10 µg/kg)	96 determinations Incubation time: 1 h 15 min	R3113
Tetracyclin ELISA microtiter plates			
RIDASCREEN® Tetracyclin	Enzyme immunoassay for quantitative analysis of tetracyclin in milk (0.7 µg/L), milk powder (0.8 µg/kg), cheese (1.0 µg/kg), yoghurt (0.6 µg/kg), honey (2.0 µg/kg), meat (0.7 µg/kg), fish (1.0 µg/kg), shrimps (0.5 µg/kg), whole egg (1.2 µg/kg)	96 determinations Incubation time: 1 h 30 min	R3505
RIDA® Tetracyclin Spiking Solution	Lyophilizate, produces 10 mL of a 100 ng/mL stock solution	1 lyophilizate 1 reconstitution buffer	R3599
Premi®Test Test ampoules			
Premi®Test	Microbial inhibition test for the screening of antibiotic residues in food of animal origin such as meat (beef, pork, poultry) Detectable antibiotic groups: β-lactams, cephalosporins, macrolides, tetracyclins, sulfonamides, aminoglycosides, quinolones, polypeptides, fenicolis, others	4 x 25 ampoules 25 ampoules Incubation time: ~ 3 h	R3900 R3925



Further applications on request.



Antibiotics

EuroProxima

Product	Description	No. of tests/amount	Art. No.
Aminoglycosides ELISA microtiter plates			
EuroProxima Gentamicin	Enzyme immunoassay for quantitative analysis of gentamicin in milk (2 µg/kg), tissue (10 µg/kg), honey (2.5 µg/kg), serum (2 µg/L), feed (10 µg/kg), egg (1 µg/kg), urine (4 µg/L)	96 determinations Incubation time: 1 h 30 min	5111GEN
EuroProxima Neomycin	Enzyme immunoassay for quantitative analysis of neomycin in milk/milk powder (6.25 µg/kg), tissue (31.25 µg/kg), honey (15.63 µg/kg), serum/plasma (6.25 µg/L), urine (8.42 µg/L)	96 determinations Incubation time: 1 h 30 min	5111NEO
EuroProxima Streptomycin	Enzyme immunoassay for quantitative analysis of streptomycin and dihydrostreptomycin in urine (4 µg/L), tissue (10 µg/kg), milk (4 µg/L), egg (2 µg/kg), serum (2 µg/L), honey (dilution) (6 µg/kg), honey (extraction) (5 µg/kg), royal jelly (5 µg/kg)	96 determinations Incubation time: 1 h 30 min	5111STREP
Colistin ELISA microtiter plates			
EuroProxima Colistin	Enzyme immunoassay for quantitative analysis of colistin in milk (4 µg/L), egg (22 µg/kg), chicken (12 µg/kg), pork (8 µg/kg), beef (15 µg/kg), liver (21 µg/kg), fish (12 µg/kg) and feed (24 µg/kg)	96 determinations Incubation time: 1 h	5151COL
β-Lactame ELISA microtiter plates			
EuroProxima Penicillin	Enzyme immunoassay for quantitative analysis of penicillins in milk (0.08 µg/L), milk powder (1.52 µg/kg), cheese/butter/yoghurt/curd/cream/kefir/whey (0.4 - 2.5 µg/kg), infant formula (0.5 µg/L), chicken meat (5 µg/kg), salmon (2.03 µg/kg), shrimps (5.00 µg/kg) and turkey meat (0.9 µg/kg)	96 determinations Incubation time: 1 h 30 min	5091PEN
Fenicole ELISA microtiter plates			
EuroProxima Chloramphenicol	Enzyme immunoassay for quantitative analysis of chloramphenicol in urine (0.01 µg/L), liver (0.01 µg/kg), tissue (0.02 µg/kg), milk (0.01 µg/L), feed (0.1 µg/kg), egg (0.02 µg/kg), honey (0.02 µg/kg)	96 determinations Incubation time: 1 h 30 min	5091CAP
EuroProxima Chloramphenicol Fast	Enzyme immunoassay for quantitative analysis of chloramphenicol in urine (direct) (0.5 µg/L), urine (extraction) (0.02 µg/L), liver (0.02 µg/kg), tissue (0.02 µg/kg), milk (0.02 µg/L), milk (direct) (0.2 µg/L), feed (0.5 µg/kg), egg (0.02 µg/kg), honey (0.02 µg/kg), serum (0.2 µg/L)	96 determinations Incubation time: 45 min	5091CAPF
EuroProxima Florfenicol	Enzyme immunoassay for quantitative analysis of florfenicol in tissue (0.2 µg/kg), fish/shrimps (0.2 µg/kg) and egg (0.1 µg/kg)	96 determinations Incubation time: 45 min	5091FLORF
EuroProxima Florfenicol-amine	Enzyme immunoassay for quantitative analysis of florfenicol-amine in tissue (5.1 µg/kg), fish (8.3 µg/kg), kidney (11.6 µg/kg), liver (7.4 µg/kg), milk (2.1 µg/L) and egg (5 µg/kg)	96 determinations Incubation time: 1 h 30 min	5091FLOA
Lincomycine ELISA microtiter plates			
EuroProxima Lincomycin	Enzyme immunoassay for quantitative analysis of lincomycin in milk (45 µg/L), tissue (41 µg/kg), liver (100 µg/kg), honey (7 µg/kg), egg (20 µg/kg)	96 determinations Incubation time: 1 h 30 min	5151LIN
Macrolides ELISA microtiter plates			
EuroProxima Erythromycin	Enzyme immunoassay for quantitative analysis of erythromycin in milk (4 µg/L), honey (10 µg/kg), egg (10 µg/kg), shrimps/fish (10 µg/kg), liver (10 µg/kg) and urine (4 µg/L)	96 determinations Incubation time: 1 h 30 min	5151ERY
EuroProxima Tylosin	Enzyme immunoassay for quantitative analysis of tylosin in milk (2.5 µg/L), honey (2.5 µg/kg), egg (2.5 µg/kg), feed (2.5 µg/kg), tissue (2.5 µg/kg), serum (2.5 µg/L), urine (2.5 µg/L)	96 determinations Incubation time: 1 h 15 min	5151TYL





Antibiotics

EuroProxima

Product	Description	No. of tests/amount	Art. No.
Nitrofurane ELISA microtiter plates			
EuroProxima AHD	Enzyme immunoassay for quantitative analysis of AHD in urine (0.2 µg/L), tissue (0.2 µg/kg), milk (0.2 µg/L), egg (0.2 µg/kg), honey (0.5 µg/kg), shrimps (0.2 µg/kg), fish (0.2 µg/kg)	96 determinations Incubation time: 45 min	5091AHD
EuroProxima AMOZ	Enzyme immunoassay for quantitative analysis of AMOZ in urine (0.1 µg/L), tissue (0.1 µg/kg), milk (0.1 µg/L), egg (0.1 µg/kg), honey (0.1 µg/kg), shrimps (0.1 µg/kg)	96 determinations Incubation time: 45 min	5091AMOZ
EuroProxima AOZ	Enzyme immunoassay for quantitative analysis of AOZ in urine (0.05 µg/L), tissue (0.05 µg/kg), milk (0.05 µg/L), egg (0.05 µg/kg), honey (0.05 µg/kg), shrimps (0.05 µg/kg)	96 determinations Incubation time: 45 min	5091AOZ
EuroProxima DNSH	Enzyme immunoassay for quantitative analysis of DNSH in meat (0.13 µg/kg) and seafood (0.15 µg/kg)	96 determinations Incubation time: 1 h	5091DNSH
EuroProxima SEM	Enzyme immunoassay for quantitative analysis of SEM in urine (0.3 µg/L), tissue (0.2 µg/kg), milk (0.1 µg/L), egg (0.1 µg/kg), honey (0.2 µg/kg), shrimps (0.1 µg/kg), fish (0.2 µg/kg)	96 determinations Incubation time: 45 min	5091SEM
Nitroimidazoles ELISA microtiter plates			
EuroProxima Dimetridazole	Enzyme immunoassay for quantitative analysis of dimetridazole in shrimps (0.8 µg/kg), tissue (0.3 µg/kg), milk (0.3 µg/L), egg (0.3 µg/kg) and serum (0.3 µg/L)	96 determinations Incubation time: 1 h 30 min	5091DIME
Polypeptide ELISA microtiter plates			
EuroProxima Bacitracin	Enzyme immunoassay for quantitative analysis of Bacitracin in urine (23 µg/L), tissue (9 µg/kg), milk (10 µg/L), feed (60 µg/kg), egg (11 µg/kg)	96 determinations Incubation time: 1 h 30 min	5151BAC
EuroProxima Bacitracin Spiking Solution	1000 ng/mL	1 mL	5151BACSP
Quinolone/Fluoroquinolone ELISA microtiter plates			
EuroProxima Enrofloxacin	Enzyme immunoassay for quantitative analysis of enrofloxacin in urine (7 µg/L), tissue (method 1) (10 µg/kg), tissue (method 2) (4 µg/kg), milk (6 µg/L), egg (9 µg/kg), serum (2.5 µg/L)	96 determinations Incubation time: 1 h 30 min	5101ERFX
EuroProxima Flumequine	Enzyme immunoassay for quantitative analysis of flumequine in meat (< 0.1 µg/kg), shrimps (< 0.1 µg/kg), tissue (< 10 µg/kg), egg (3.5 µg/kg), honey (< 10 µg/kg), milk (13 µg/L), urine (5.5 µg/L), serum (1 µg/L), feed (10 µg/L), water (3 µg/L)	96 determinations Incubation time: 1 h 30 min	5101FLUM
EuroProxima Fluoroquinolones	Enzyme immunoassay for quantitative analysis of fluoro-quinolones in milk (3 µg/L), egg (6 µg/kg), tissue and whole egg (0.5 µg/kg), honey (2 µg/kg), water (2 µg/L), serum (2.5 µg/L) and urine (7 µg/L)	96 determinations Incubation time: 1 h 30 min	5101FLUQG
EuroProxima Fluoroquinolones II	Enzyme immunoassay for quantitative analysis of fluoro-quinolones in shrimps (4 µg/kg), porcine muscle (6 µg/kg), tissue (0.6 µg/kg), honey (0.1 µg/kg), serum (3 µg/L), urine (1.5 µg/L) and feed (16 µg/kg)	96 determinations Incubation time: 45 min	5101FLUQII
EuroProxima Oxolinic Acid	Enzyme immunoassay for quantitative analysis of oxolinic acid in fish (2 µg/kg) and shrimps (2 µg/kg)	96 determinations Incubation time: 1 h	5101OXO



Antibiotics

EuroProxima

Product	Description	No. of tests/amount	Art. No.
Sulfonamide ELISA microtiter plates			
EuroProxima Sulfamethazine	Enzyme immunoassay for quantitative analysis of sulfamethazine in urine (3 µg/L), tissue (3 µg/kg), milk (8 µg/L), serum/plasma (1 µg/L)	96 determinations Incubation time: 1 h 30 min	5101SUL
EuroProxima Sulfonamides, Multi	Enzyme immunoassay for quantitative analysis of a broad range of sulfonamides in urine (5 µg/L), tissue (4 µg/kg), milk (< 2.5 µg/L), egg (3 µg/kg), honey (2 µg/kg)	96 determinations Incubation time: 1 h 30 min	5101SULM
EuroProxima Trimethoprim	Enzyme immunoassay for quantitative analysis of trimethoprim in meat, liver, kidney (1.4 µg/kg), fish/shrimp (1.8 µg/kg), milk/milk powder (1.9 µg/kg), egg (0.66 µg/kg), urine (1.3 µg/L)	96 determinations Incubation time: 45 min	5101TMP
Tetracycline ELISA microtiter plates			
EuroProxima Tetracycline	Enzyme immunoassay for quantitative analysis of tetracyclines in tissue/liver (2.9 µg/kg), milk (0.4 µg/L), egg (4.0 µg/kg), honey (1.7 µg/kg), shrimps (1.3 µg/kg), butter (2.1 µg/kg)	96 determinations Incubation time: 1 h 30 min	5091TC
EuroProxima Oxytetracycline	Enzyme immunoassay for quantitative analysis of oxytetracycline in honey (5 µg/kg) and shrimps/fish (2 µg/kg)	96 determinations Incubation time: 1 h 30 min	5091OTC
Virginiamycin ELISA microtiter plates			
EuroProxima Virginiamycin	Enzyme immunoassay for quantitative analysis of virginiamycin in urine (14 µg/L), feed (40 µg/kg) and milk (8 µg/L)	96 determinations Incubation time: 1 h 30 min	5151VIG





Antibiotics

RIDASCREEN®

Test	Matrix													Additional matrices
	Milk	Milk powder	Milk products*	Meat	Liver	Kidney	Fish	Shrimp	Honey	Eggs	Urine	Serum/plasma	Feed	
RIDASCREEN® Bacitracin	•			•						•	•		•	
RIDASCREEN® Chinolone/ Quinolones	•			•			•	•	•	•				
RIDASCREEN® Chloramphenicol	•	•	•	•			•	•	•	•	•	•	•	
RIDASCREEN® DNSH				•			•	•						Shellfish
RIDASCREEN® Nitrofurantoin (AHD)							•	•						
RIDASCREEN® Nitrofurantoin (AMOZ)				•			•	•						
RIDASCREEN® Nitrofurantoin (AOZ)	•			•	•		•	•		•				
RIDASCREEN® Nitrofurantoin (SEM)				•			•	•						
RIDASCREEN® Streptomycin	•	•		•	•	•		•	•					Apple juice
RIDASCREEN® Tetracycline	•	•	•	•			•	•	•	•				
Premi®Test				•										

* Dairy products: e.g. butter, cheese, curd, yoghurt, cream, kefir (depending on test).



Antibiotics

EuroProxima

Test	Matrix													Additional matrices
	Milk	Milk powder	Milk products*	Meat	Liver	Kidney	Fish	Shrimp	Honey	Eggs	Urine	Serum/plasma	Feed	
EuroProxima Bacitracin	•									•	•		•	Tissue
EuroProxima Chloramphenicol	•				•				•	•	•		•	Tissue
EuroProxima Chloramphenicol Fast	•				•				•	•	•	•	•	Tissue
EuroProxima Colistin	•			•	•		•			•			•	
EuroProxima Dimetridazole	•			•				•		•		•		
EuroProxima Enrofloxacin	•									•	•	•		Tissue
EuroProxima Erythromycin	•				•		•	•	•	•	•			
EuroProxima Florfenicol							•	•		•				
EuroProxima Florfenicol-amine	•			•	•	•	•			•				
EuroProxima Flumequine	•			•				•	•	•	•	•	•	Water
EuroProxima Fluoroquinolones	•			•					•	•	•	•	•	
EuroProxima Fluoroquinolones II				•				•	•		•	•	•	
EuroProxima Gentamicin				•					•	•	•	•	•	
EuroProxima Lincomycin				•	•				•	•				
EuroProxima Neomycin	•	•		•					•		•	•		
EuroProxima AHD	•						•	•	•	•	•			Tissue
EuroProxima AMOZ	•							•	•	•	•			Tissue
EuroProxima AOZ	•							•	•	•	•			Tissue
EuroProxima DNSH				•			•							Shellfish
EuroProxima SEM	•						•	•	•	•	•			Tissue
EuroProxima Oxolinic Acid							•	•						
EuroProxima Oxytetracycline							•	•	•					
EuroProxima Penicillin	•	•	•	•			•	•						Baby food
EuroProxima Streptomycin	•								•	•	•	•		Tissue, Geleé Royal
EuroProxima Sulfamethazine	•										•	•		Tissue
EuroProxima Sulfonamides, Multi	•							•	•	•	•			Tissue
EuroProxima Tetracyclin	•				•			•	•	•				Tissue, Butter
EuroProxima Trimethoprim	•	•		•	•	•	•	•		•	•			
EuroProxima Tylosin	•			•					•	•	•	•	•	
EuroProxima Virginiamycin	•										•		•	

Other veterinary drug residues/miscellaneous

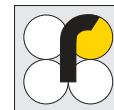
Product	Description	No. of tests/amount	Art. No.
Anthelmintics			
ELISA microtiter plates			
EuroProxima Ivermectin	Enzyme immunoassay for quantitative analysis of ivermectin in milk (2.5 µg/L), corned beef (5 µg/kg), liver (8 µg/kg), serum (1 µg/L), urine (1 µg/L) and tissue (3 µg/kg)	96 determinations Incubation time: 1 h 30 min	5141IVER
Malachite green			
ELISA microtiter plates			
EuroProxima Malachite Green Total/ Crystal Violet	Enzyme immunoassay for quantitative analysis of malachite green, leucomalachite green, crystal violet and leucocrystal violet in shrimps and fish (0.12 µg/kg)	96 determinations Incubation time: 1 h	5161MGT
Tranquilizers			
ELISA microtiter plates			
EuroProxima Azaperone-Azaperol	Enzyme immunoassay for quantitative analysis of azaperone-azaperol in urine (0.2 µg/L), tissue (3 µg/kg), liver (5 µg/kg) and kidney (10 µg/kg)	96 determinations Incubation time: 1 h 30 min	5201AZA
EuroProxima Carazolol	Enzyme immunoassay for quantitative analysis of carazolol in urine (2.2 µg/L), tissue (0.3 µg/kg) and liver/kidney (3 µg/kg)	96 determinations Incubation time: 1 h 30 min	5201CARA



Marine biotoxins

ELISA microtiter plates			
EuroProxima Domoic Acid	Enzyme immunoassay for quantitative analysis of domoic acid in scallop (60 µg/kg), mussel (60 µg/kg) and oyster (150 µg/kg)	96 determinations Incubation time: 45min	5191DOMO
EuroProxima Okadaic Acid	Enzyme immunoassay for quantitative analysis of okadaic acid in mussel (40 µg/kg) and oyster (40 µg/kg)	96 determinations Incubation time: 45 min	5191OKA
EuroProxima Saxitoxin	Enzyme immunoassay for quantitative analysis of saxitoxin in mussel (10 µg/kg) and oyster (5 µg/kg)	96 determinations Incubation time: 45 min	5191SAXI
EuroProxima Tetrodotoxin	Enzyme immunoassay for quantitative analysis of tetrodotoxin in fish (7 µg/kg) and shellfish (9 µg/kg)	96 determinations Incubation time: 1 h 30 min	5191TTX





Food adulteration

Product	Description	No. of tests/amount	Art. No.
ELISA microtiter plates			
EuroProxima Plus Bovine Rennet Whey	Enzyme immunoassay for quantitative analysis of bovine rennet whey in bovine milk or milk powder	96 determinations Incubation time: 1 h 30 min	5171BRW
EuroProxima Plus Cow's Milk	Enzyme immunoassay for quantitative analysis of cow's liquid milk in goat's/sheep's liquid milk (0.5 %), cow's milk powder in goat's/sheep's milk powder (0.5 %) and cow's colostrum powder in goat's whey powder (0.5 %)	96 determinations Incubation time: 45 min	5171MILK
EuroProxima Plus Cow's Whey	Enzyme immunoassay for the detection of cow's rennet whey in whey from other species (0.5 %)	96 determinations Incubation time: 45 min	5171WHEY
EuroProxima Plus Cheese Fraud	Enzyme immunoassay for quantitative analysis of bovine milk in cheeses of other species at a minimum level of 1 %	96 determinations Incubation time: 1 h 30 min	5171BKCC
EuroProxima Plus Lactoferrin	Enzyme immunoassay for quantitative analysis of lactoferrin in milk, milk powder and baby/infant milk powder	96 determinations Incubation time: 1 h 30 min	5091LFER
EuroProxima Plus Lactoferrin Fast	Enzyme immunoassay for quantitative analysis of lactoferrin in baby/infant milk powder (103 mg/kg)	96 determinations Incubation time: 45 min	5091LFERF
Test strips			
RIDA®QUICK CIS	Immunochromatographic test for the detection of cow milk (bovine IgG) in milk or cheese of other species Detection limit: 0.5 % cow's milk in sheep's and goat's milk, 0.5 % cow's milk in sheep's and goat's cheese	25 strips Incubation time: 5 min	R4303
DUROTEST® S	Membrane strips for detection of non-durum wheat adulteration in semolina Detection limit: 3 % non-durum wheat	20 strips (80 determinations)	RBRP10



Histamine

Enzymatic test microtiter plates			
RIDASCREEN® Histamine (enzymatic) AOAC-PTM 031901	Enzymatic test in microtiter plate format for the quantitative determination of histamine in fish, canned fish, fish meal, wine, cheese and milk; for the sample preparation of wine it is recommended to use RIDA® Sample Decolorant (Art. No. R1699) Detection limit: 0.54 - 3.75 mg/kg (ppm) histamine (matrix depending)	96 determinations Incubation time: 15 min	R1605
Accessories			
RIDA® Sample Decolorant	Reagents for the sample extraction of wine for histamine analysis using RIDASCREEN® Histamine (enzymatic)	1 set (200 wine samples)	R1699



Allergens



Allergen analysis of surfaces, cleaning water and foods

Even small traces of allergenic proteins in food can provoke allergic reactions in sensitive people. Therefore, monitoring of cross-contamination in raw material and production lines as well as correct labeling of food products are an important part of quality control in the food industry.

Surface and hygiene control

Clean and controlled allergen production conditions are a prerequisite for allergen-free food products. Therefore, swabs within production sites should be carried out regularly with test strips from bioavid or RIDA®QUICK. No lab equipment is required and results from these rapid tests are available within 5 - 10 minutes. With the new lateral flow tests incl. hook line from bioavid, the result of the LFD test is even more reliable.

Very large amounts of allergen in the sample can lead to falsely low or negative results – this is known as the hook effect. The new lateral flow tests have been equipped with an additional line, the hook line, to detect this effect in order to also reliably detect highly positive samples.

Product testing

For food testing, different analytical methods exist: ELISA, LFD and PCR. While ELISA and LFD detect proteins, PCR detects the DNA of allergens. These methods are complementary and can be used for confirmation of screening results. The unique 4plex Allergen qPCR kits allow the detection of 3 parameters plus internal amplification control in one run. Many of the ELISA kits are next to manually use also suitable for automation.

RIDASCREEN®

ELISA

- Quantitative results using recognised reference materials (e.g. NIST)
- Simple sample preparation (20 min) and test procedure (3 x 10 min)
- Possibility of using automatess (ThunderBolt®, Bolt™, DYNEX DS2®)
- Evaluation with the user-friendly software – RIDASOFT® Win.NET



RIDA®QUICK/bioavid

Lateral flow tests

- On-site testing
- Optimal for cleaning control (swab test, CIP water)
- Suitable also for food
- Simple procedure
- No lab equipment required
- Rapid, qualitative result
- **bioavid tests:** integrated hook line and everything for swabbing included



SureFood®

Real-time PCR

- Robust, stable target molecule (DNA) in highly processed food samples
- Highly specific assay with minimum tendency to cross reactions
- One sample preparation for all parameters using SureFood® PREP Advanced (Art. No. S1053) for manual preparation or automated with SureFast® Mag PREP Food (Art. No. F1060) in approx. 90 min
- Standardized handling and test procedure (1 - 2 h)





Allergens

	RIDASCREEN®	RIDA®QUICK/bioavid	SureFood®
	ELISA	Lateral flow tests	Real-time PCR
Gliadin/Gluten			
Gliadin/Gluten	●*	●	●
Gliadin/Gluten fragments	●*		
Egg			
Egg	●*	●	
Lysozyme	●*		
Milk			
β-Lactoglobulin	●*		
β-Lactoglobulin fragments	●		
Casein	●*	●	
Milk	●*	●	
Nuts and similar			
Almond	●*	●	●
Beechnut			●
Brazil nut		●*	●
Cashew	●	●	●
Coconut		●	
Hazelnut	●*	●	●●
Macadamia		●*	●●
Peanut	●*	●	●●
Pecan			●●
Pine nut			●
Pistachio		●*	●
Shea nut			●
Walnut		●	●●
Seafood			
Crustacean	●*	●	●●
Fish			●●
Molluscs			●●
Various			
Apricot			●
Buckwheat			●
Celery			●●
Insects			●
Lupine	●		●
Mustard	●*	●	●●
Oat			●
Sesame	●*	●	●
Soya	●*	●	●●

- * ELISA is suitable for automation
- bioavid with hook line
- * bioavid with hook line – coming soon
- SureFood® ALLERGEN 4plex kits

Other parameters (like histamines, glutamic acid, lactose and sulfites), that are often diagnosed in connection with allergies, can be found in the corresponding other chapters of our product catalogue.



Gliadin/Gluten

Product	Description	No. of tests/amount	Art. No.
ELISA microtiter plates			
RIDASCREEN® Gliadin AOAC-OMA 2012.01 "Final Action" AOAC-PTM 120601 AACCI 38-50.01 Codex Alimentarius Method (Type I) ICC 182	Official R5 Mendez method: sandwich ELISA to quantify prolamines from wheat, rye and barley in e.g. food declared as gluten-free; sample extraction with Cocktail (patented) (Art. No. R7006/R7016) (not contained in the kit); the kit is suitable for automation Detection limit: 0.5 mg/kg gliadin (0.06 - 1.24 mg/kg matrix dependent) resp. 1.0 mg/kg gluten	96 determinations Incubation time: 1 h 30 min	R7001
RIDASCREEN®FAST Gliadin	R5 sandwich ELISA to quantify prolamines from wheat, rye, barley in e.g. food declared as gluten-free; sample extraction with Art. No. R7006/R7016 or Cocktail ECO (Art. No. R7080) (not contained in the kit); the kit is suitable for automation Detection limit: 0.5 mg/kg gliadin (0.14 - 2.10 mg/kg matrix and extraction dependent) resp. 1.0 mg/kg gluten	48 determination Incubation time: 30 min	R7002
RIDASCREEN®FAST Gliadin sensitive	R5 sandwich ELISA to quantify prolamines from wheat, rye and barley. For example, in food declared as gluten-free; sample extraction with Art. No. R7006/R7016 or R7080 (not contained in the kit); the kit is suitable for automation Detection limit: 0.2 mg/kg gliadin (0.19 - 2.10 mg/kg matrix dependent) resp. 0.4 mg/kg gluten	96 determinations Incubation time: 30 min	R7051
RIDASCREEN® Gliadin competitive (2 nd generation) AOAC-OMA 2015.05 „Final Action“ AACCI 38-55.01 ICC 183	R5 competitive ELISA to quantify potential toxic peptide sequences of prolamines from wheat, rye and barley in fermented and hydrolyzed food (e.g. beer, starch, starch syrup); sample preparation with an ethanolic solution; the standard material is a hydrolyzate (mixture of wheat, rye and barley); the results can be related to the limit values of the Codex Alimentarius; the kit is suitable for automation Detection limit: 2.3 mg/kg gliadin (1.9 - 2.6 mg/kg matrix dependent) resp. 4.6 mg/kg gluten	96 determinations Incubation time: 40 min	R7021
RIDASCREEN® Total Gluten AOAC-OMA 2018.15 "First Action"	R5 based sandwich ELISA for quantification of wheat, rye and barley gluten in oat and oat products; sample extraction with R7006 or R7016 (not contained in the kit) Detection limit: 4 mg/kg gluten (matrix dependent)	96 determinations Incubation time: 50 min	R7041
ELISA microtiter plates			
EuroProxima Gluten-tec®	α20 competitive ELISA to quantify potential toxic peptide sequences of prolamines from wheat, rye and barley in fermented and hydrolyzed food (e.g. beer, starch, starch syrup); sample preparation with an ethanolic solution; the standard material is a synthetic, patented peptide.	96 determinations Incubation time: 3h 30 min	5171GT
Lateral flow test strips			
RIDA®QUICK Gliadin AOAC-OMA 2015.16 „Final Action“ AACCI 38-60.01 AOAC-PTM 101702	The immunochromatographic test is based on the R5 antibody and detects prolamines from wheat, rye and barley; the test strips can be used directly for swabs on surfaces or for analysis of e.g. gluten-free raw materials Detection limit: 1.6 - 3.0 µg gluten/100 cm ² on surfaces, 4.4 mg/kg gluten in raw materials, 6.3 mg/kg gluten in processed food, cleaning/process water (without cleaner) 10 ng/mL gluten, (with cleaner) 50 - 100 ng/mL gluten (matrix dependent)	25 test strips in reclosable tube, 25 plastic pipettes, sample diluent (ready-to-use), 30 vials Incubation time: 5 min	R7003
RIDA®QUICK Gliadin (single packaged) AOAC-OMA 2015.16 „Final Action“ AACCI 38-60.01 AOAC-PTM 101702	Corresponding to R7003, test strips are single packaged and no plastic pipettes are included	25 test strips single packaged, sample diluent (ready-to-use), 30 vials	R7004
RIDA®QUICK Gliadin (ready to swab) AOAC-PTM 101702	Corresponding to R7003, test strips are single packaged, prefilled vials with ready-to-use sample buffer are included	25 test strips single packed, 25 prefilled vials with ready-to-use buffer	R7005





Allergens

Gluten

Product	Description	No. of tests/amount	Art. No.
Accessories			
Cocktail (patented)	Developed by Prof. Mendez; officially recommended extraction buffer for all processed e.g. heat treated food samples in conjunction with R7001, R7002, R7003, R7004, R7051, R7041	105 mL	R7006
Cocktail (patented)	Corresponding to R7006 but larger bottle size	1000 mL	R7016
Cocktail ECO	Alternative to the Cocktail (patented); use only after extraction comparison with R7006/R7016: the extraction is faster (35 min) and more environment-friendly; for all processed e.g. heat treated food tested with R7001, R7002, R7003, R7004, R7051	2 x 115 mL	R7080
RIDA® Extraction Solution (colorless)	Alternative to the Cocktail (patented); use only after extraction comparison with R7006/R7016: the extraction is faster (35 min); for all processed e.g. heat treated food tested with R7001, R7002, R7003, R7004, R7051; additional application for R4612 available	105 mL	R7098
Set of 3 processed Gliadin Assay Controls	Three contaminated Gliadin assay controls: one below 10 ppm (< 20 ppm limit value for gluten) and two high positive homogenized snack samples; in cooperation with Trilogy® Analytical Laboratories	3 x 1.5 g	R7012
RIDASCREEN® Total Gluten Additive TG	Use with RIDASCREEN® Total Gluten (Art. No. R7041) for analysis of oat-free samples or samples with low oat content (< 50 %)	2 mL concentrate	RA0041
Wheat Gluten Reference Material	Gluten reference material based on wheat flour in cooperation with MoniQA	2 g	RA7011
Real-time PCR – qualitative and/or quantitative DNA detection			
SureFood® ALLERGEN Gluten	Detection of gluten-containing cereals (wheat such as spelt and khorasan wheat, rye, barley, oats) Detection limit: ≤ 0.4 mg/kg; limit of quantification: 1 mg/kg depending on matrix and DNA preparation	100 reactions*	S3606

* SureFood® QUANTARD Allergen 40 must be used for quantification.

Egg

ELISA microtiter plates			
RIDASCREEN® Egg	Sandwich ELISA to quantify traces of native and processed egg in food; the assay is calibrated to NIST SRM 8445 whole egg powder; the kit is suitable for automation Detection limit: 0.13 mg/kg whole egg powder (0.04 - 0.27 mg/kg matrix dependent)	96 determinations Incubation time: 50 min	R6411
RIDASCREEN®FAST Ei/Egg Protein	Sandwich ELISA to quantify traces of native egg in food; the assay is calibrated to NIST SRM 8445 whole egg powder; the kit is suitable for automation Detection limit: 0.1 mg/kg whole egg powder (0.05 - 0.16 mg/kg matrix dependent), 0.03 mg/kg egg white protein	48 determinations Incubation time: 30 min	R6402
RIDASCREEN®FAST Lysozym	Sandwich ELISA to quantify traces of lysozyme in wine, cheese and sausage; the kit is suitable for automation Detection limit: 0.005 mg/kg lysozyme in wine, 0.011 mg/kg lysozyme in cheese and sausages	48 determinations Incubation time: 30 min	R6452
Lateral flow test strips			
bioavid Lateral Flow Egg incl. Hook Line	Immunochromatographic test for the qualitative detection of egg residues; incl. hook line; everything for cleaning control included Detection limit: 1 mg/kg (matrix dependent)	15 test strips Total assay time: 10 min	BLH708-15



Allergens



Milk

Product	Description	No. of tests/amount	Art. No.
ELISA microtiter plates			
RIDASCREEN® β-Lactoglobulin	Competitive ELISA to quantify processed β-lactoglobulin in hydrolyzed milk products (e.g. hypoallergenic baby food) Detection limit: 1.4 mg/kg β-lactoglobulin (0.9 - 2.1 mg/kg matrix dependent)	96 determinations Incubation time: 2 h 45 min	R4901
RIDASCREEN®FAST β-Lactoglobulin	Sandwich ELISA to quantify traces of native and processed β-lactoglobulin in food; the kit is suitable for automation Detection limit: 0.042 mg/kg β-lactoglobulin (0.024 - 0.073 mg/kg matrix dependent)	48 determinations Incubation time: 30 min	R4912
RIDASCREEN®FAST Casein	Sandwich ELISA to quantify traces of casein in food; the kit is suitable for automation Detection limit: extraction with Allergen extraction buffer for chocolate, ice cream and wine 0.12 mg/kg casein (0.07 - 0.19 mg/kg matrix dependent); extraction with Extractor 2 for rice crispies and sausage 0.71 mg/kg casein (0.41 - 0.95 mg/kg matrix dependent)	48 determinations Incubation time: 30 min	R4612
RIDASCREEN®FAST Milk AOAC-PTM 101501	Sandwich ELISA to quantify traces of milk proteins (casein and β-lactoglobulin) in food; the assay is calibrated to NIST SRM 1549a whole milk powder; the kit is suitable for automation Detection limit: 0.57 mg/kg milk protein (0.3 - 0.8 mg/kg matrix dependent)	48 determinations Incubation time: 30 min	R4652
ELISA – accessories			
RIDA® Extractor 2	The RIDA® Extractor 2 is used for the sample preparation in <ul style="list-style-type: none"> • RIDASCREEN®FAST Milk (Art. No. R4652) • RIDASCREEN®FAST Casein (Art. No. R4612) • RIDASCREEN®FAST β-Lactoglobulin (Art. No. R4912) 	30 mL concentrate, sufficient for 15 samples	R4613
RIDA® Extraction solution (colorless)	For an alternative sample extraction with R4612; ask for the respective application note	105 mL	R7098
Lateral flow test strips			
bioavid Lateral Flow Milk	Immunochromatographic tests for the qualitative detection of milk and milk powder residues (casein and β-lactoglobulin); everything for cleaning control included Detection limit: 1 mg/kg (matrix dependent)	15 test strips Total assay time: 10 min	BL623-15
bioavid Lateral Flow Casein incl. Hook Line	Immunochromatographic test for the qualitative detection of casein residues; incl. hook line; everything for cleaning control included Detection limit: 1 mg/kg (matrix dependent)	15 test strips Total assay time: 10 min	BLH714-15



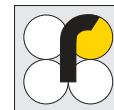


Allergens

Nuts and similar

Product	Description	No. of tests/amount	Art. No.
Almond			
ELISA microtiter plates			
RIDASCREEN®FAST Mandel/Almond	Sandwich ELISA to quantify traces of almond in food; the kit is suitable for automation Detection limit: 0.1 mg/kg almond (0 - 0.23 mg/kg matrix dependent)	48 determinations Incubation time: 30 min	R6901
Lateral flow test strips			
bioavid Lateral Flow Almond incl. Hook Line	Immunochromatographic test for the qualitative detection of almond residues; incl. hook line; everything for cleaning control included Detection limit: 1 mg/kg (matrix dependent)	15 test strips Total assay time: 10 min	BLH701-15
Real-time PCR – qualitative and/or quantitative DNA detection			
SureFood® ALLERGEN Almond	Detection limit: ≤ 0.4 mg/kg; limit of quantification: 1 mg/kg depending on matrix and DNA preparation	100 reactions*	S3604
Beechnut			
Real-time PCR – qualitative DNA detection			
SureFood® ALLERGEN Beechnut	Detection limit: ≤ 1 mg/kg depending on matrix and DNA preparation	100 reactions	S3628
Brazil nut			
Lateral flow test strips			
bioavid Lateral Flow Brazil Nut incl. Hook Line	Immunochromatographic test for the qualitative detection of brazil nut residues; incl. hook line; everything for cleaning control included	15 test strips Total assay time: 10 min	BLH702-15 Coming soon
Real-time PCR – qualitative and/or quantitative DNA detection			
SureFood® ALLERGEN Brazil Nut	Detection limit: ≤ 0.4 mg/kg; limit of quantification: 1 mg/kg depending on matrix and DNA preparation	100 reactions*	S3617
Cashew			
ELISA microtiter plates			
RIDASCREEN®FAST Cashew	Sandwich ELISA to quantify traces of cashew in food Detection limit: 0.13 mg/kg cashew (0.10 - 0.19 mg/kg matrix dependent)	48 determinations Incubation time: 30 min	R6872
Lateral flow test strips			
bioavid Lateral Flow Cashew incl. Hook Line	Immunochromatographic test for the qualitative detection of cashew kernel residues; incl. hook line; everything for cleaning control included Detection limit: 1 mg/kg (matrix dependent)	15 test strips Total assay time: 10 min	BLH710-15
Real-time PCR – qualitative and/or quantitative DNA detection			
SureFood® ALLERGEN Cashew	Detection limit: ≤ 0.4 mg/kg; limit of quantification: 1 mg/kg depending on matrix and DNA preparation	100 reactions*	S3615
Coconut			
Lateral flow test strips			
bioavid Lateral Flow Coconut incl. Hook Line	Immunochromatographic test for the qualitative detection of coconut residues; incl. hook line; everything for cleaning control included Detection limit: 1 mg/kg (matrix dependent)	15 test strips Total assay time: 10 min	BLH700-15

* SureFood® QUANTARD Allergen 40 must be used for quantification.



Allergens

Nuts and similar

Product	Description	No. of tests/amount	Art. No.
Hazelnut			
ELISA microtiter plates			
RIDASCREEN®FAST Hazelnut	Sandwich ELISA to quantify traces of hazelnut in food; the kit is suitable for automation Detection limit: 0.19 mg/kg hazelnut (0.17 - 0.22 mg/kg matrix dependent)	48 determinations Incubation time: 30 min	R6802
Lateral flow test strips			
bioavid Lateral Flow Hazelnut incl. Hook Line	Immunochromatographic test for the qualitative detection of hazelnut residues; incl. hook line; everything for cleaning control included Detection limit: 1 mg/kg (matrix dependent)	15 test strips Total assay time: 10 min	BLH704-15
Real-time PCR – qualitative and/or quantitative DNA detection			
SureFood® ALLERGEN Hazelnut	Detection limit: ≤ 0.4 mg/kg; limit of quantification: 1 mg/kg depending on matrix and DNA preparation	100 reactions*	S3602
Macadamia nut			
Lateral flow test strips			
bioavid Lateral Flow Macadamia incl. Hook Line	Immunochromatographic test for the qualitative detection of macadamia nut residues; incl. hook line; everything for cleaning control included	15 test strips Total assay time: 10 min	BLH705-15 Coming soon
Real-time PCR – qualitative and/or quantitative DNA detection			
SureFood® ALLERGEN Macadamia	Detection limit: ≤ 0.4 mg/kg; limit of quantification: 1 mg/kg depending on matrix and DNA preparation	100 reactions*	S3616
Peanut			
ELISA microtiter plates			
RIDASCREEN® Peanut AOAC-PTM 112102	Sandwich ELISA to quantify traces of peanut in food; the assay is calibrated to NIST SRM 2387 peanut butter; the kit is suitable for automation Detection limit: 0.08 mg/kg peanut (0.004 - 0.21 mg/kg matrix dependent)	96 determinations Incubation time: 50 min	R6811
Lateral flow test strips			
bioavid Lateral Flow Peanut incl. Hook Line	Immunochromatographic test for the qualitative detection of peanut residues; incl. hook line; everything for cleaning control included Detection limit: 1 mg/kg (matrix dependent)	15 test strips Total assay time: 10 min	BLH706-15
Real-time PCR – qualitative and/or quantitative DNA detection			
SureFood® ALLERGEN Peanut	Detection limit: ≤ 0.4 mg/kg; limit of quantification: 1 mg/kg depending on matrix and DNA preparation	100 reactions*	S3603
Pecan nut			
Real-time PCR – qualitative and/or quantitative DNA detection			
SureFood® ALLERGEN Pecan	Detection limit: ≤ 0.4 mg/kg; limit of quantification: 1 mg/kg depending on matrix and DNA preparation	100 reactions*	S3618

* SureFood® QUANTARD Allergen 40 must be used for quantification.





Allergens

Nuts and similar

Product	Description	No. of tests/amount	Art. No.
Pine nut			
Real-time PCR – qualitative DNA detection			
SureFood® ALLERGEN Pine Nut	Detection limit: ≤ 1 mg/kg depending on matrix and DNA preparation	100 reactions	S3624
Pistachio			
Lateral flow test strips			
bioavid Lateral Flow Pistachio incl. Hook Line	Immunochromatographic test for the qualitative detection of pistachio residues; incl. hook line; everything for cleaning control included	15 test strips Total assay time: 10 min	BLH711-15 Coming soon
Real-time PCR – qualitative and/or quantitative DNA detection			
SureFood® ALLERGEN Pistachio	Detection limit: ≤ 0.4 mg/kg; limit of quantification: 1 mg/kg depending on matrix and DNA preparation	100 reactions*	S3614
Shea nut			
Real-time PCR – qualitative DNA detection			
SureFood® ALLERGEN Shea Nut	Detection limit: ≤ 1 mg/kg depending on matrix and DNA preparation	100 reactions	S3622
Walnut			
Lateral flow test strips			
bioavid Lateral Flow Walnut incl. Hook Line	Immunochromatographic test for the qualitative detection of walnut residues; incl. hook line; everything for cleaning control included Detection limit: 1 mg/kg (matrix dependent)	15 test strips Total assay time: 10 min	BLH707-15
Real-time PCR – qualitative and/or quantitative DNA detection			
SureFood® ALLERGEN Walnut	Detection limit: ≤ 0.4 mg/kg; limit of quantification: 1 mg/kg depending on matrix and DNA preparation	100 reactions*	S3607

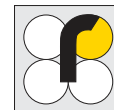


Seafood

ELISA microtiter plates			
RIDASCREEN®FAST Crustacean	Sandwich ELISA to quantify traces of crustacean in food; the kit is suitable for automation Detection limit: 2 mg/kg crustacean (0.9 - 2.6 mg/kg matrix dependent)	48 determinations Incubation time: 30 min	R7312
Lateral flow test strips			
bioavid Lateral Flow Crustacean incl. Hook Line	Immunochromatographic test for the qualitative detection of crustacean residues; incl. hook line; everything for cleaning control included Detection limit: 10 mg/kg (matrix dependent)	15 test strips Total assay time: 10 min	BLH716-15
Real-time PCR - qualitative and/or quantitative DNA detection			
SureFood® ALLERGEN Crustaceans	Detection limit: ≤ 0.4 mg/kg; limit of quantification: 1 mg/kg depending on matrix and DNA preparation	100 reactions*	S3612
SureFood® ALLERGEN Fish	Detection limit: ≤ 1 mg/kg; limit of quantification: 4 mg/kg depending on matrix and DNA preparation	100 reactions*	S3610
SureFood® ALLERGEN Molluscs	Detection limit: ≤ 0.4 mg/kg, qualitative only, depending on matrix and DNA preparation	100 reactions	S3613



* SureFood® QUANTARD Allergen 40 must be used for quantification.



Allergens

Various

Product	Description	No. of tests/amount	Art. No.
Real-time PCR – qualitative DNA detection			
SureFood® Apricot	Detection limit: ≤ 5 DNA copies depending on matrix and DNA preparation; qualitative only	100 reactions	S7007
Real-time PCR – qualitative and/or quantitative DNA detection			
SureFood® ALLERGEN Buckwheat	Detection limit: ≤ 0.4 mg/kg; limit of quantification: 1 mg/kg depending on matrix and DNA preparation	100 reactions*	S3620
SureFood® ALLERGEN Celery	Detection limit: ≤ 0.4 mg/kg; limit of quantification: 1 mg/kg depending on matrix and DNA preparation	100 reactions*	S3605
Real-time PCR – qualitative DNA detection			
SureFood® ALLERGEN Insects	Detection of the class <i>Insecta</i> ; Detection limit: < 1 mg/kg depending on matrix and DNA preparation 100 % cross reactivity to arachnids	100 reactions	S3626
ELISA microtiter plates			
RIDASCREEN®FAST Lupine	Sandwich ELISA to quantify traces of lupine in food Detection limit: 0.32 mg/kg lupine protein (0.12 - 0.65 mg/kg matrix dependent)	48 determinations Incubation time: 30 min	R6102
Real-time PCR – qualitative and/or quantitative DNA detection			
SureFood® ALLERGEN Lupin	Detection limit: ≤ 0.4 mg/kg; limit of quantification: 1 mg/kg depending on matrix and DNA preparation	100 reactions*	S3611
ELISA microtiter plates			
RIDASCREEN®FAST Senf/Mustard	Sandwich ELISA to quantify traces of mustard in food; the assay detects yellow, white, brown and black mustard; the kit is suitable for automation Detection limit: 0.1 mg/kg mustard powder (0.08 - 0.11 mg/kg matrix dependent)	48 determinations Incubation time: 30 min	R6152
Lateral flow test strips			
bioavid Lateral Flow Mustard incl. Hook Line	Immunochromatographic test for the qualitative detection of mustard residues; incl. hook line; everything for cleaning control included Detection limit: 1 mg/kg (matrix dependent)	15 test strips Total assay time: 10 min	BLH703-15
Real-time PCR – qualitative and/or quantitative DNA detection			
SureFood® ALLERGEN Mustard	Detection limit: ≤ 0.4 mg/kg limit of quantification: 1 mg/kg depending on matrix and DNA preparation	100 reactions*	S3609
SureFood® ALLERGEN Oat	Detection limit: ≤ 1 mg/kg depending on the matrix and DNA preparation	100 reactions	S7004

* SureFood® QUANTARD Allergen 40 must be used for quantification.



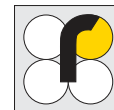


Allergens

Various

Product	Description	No. of tests/amount	Art. No.
ELISA microtiter plates			
RIDASCREEN®FAST Sesame	Sandwich ELISA to quantify traces of sesame in food; the kit is suitable for automation Detection limit: 0.14 mg/kg sesame (0.08 - 0.20 mg/kg matrix dependent)	48 determinations Incubation time: 30 min	R7202
Lateral flow test strips			
bioavid Lateral Flow Sesame incl. Hook Line	Immunochromatographic test for the qualitative detection of sesame residues; incl. hook line; everything for cleaning control included Detection limit: 1 mg/kg (matrix dependent)	15 test strips Total assay time: 10 min	BLH709-15
Real-time PCR – qualitative and/or quantitative DNA detection			
SureFood® ALLERGEN Sesame	Detection limit: ≤ 0.4 mg/kg; limit of quantification: 1 mg/kg depending on matrix and DNA preparation	100 reactions*	S3608
ELISA microtiter plates			
RIDASCREEN®FAST Soya	Sandwich ELISA to quantify traces of soy protein in native and processed food; the kit is suitable for automation Detection limit: 0.24 mg/kg (0.15 - 0.32 mg/kg matrix dependent)	48 determinations Incubation time: 30 min	R7102
Lateral flow test strips			
RIDA®QUICK Soya	Immunochromatographic test for the qualitative detection of soya (native and processed) contamination on surfaces and in food. For sample preparation, RIDA®QUICK Soya accessory pack (Art. No. Z7103) is recommended. For sample preparation from foods, the Soya extraction buffer (Art. No. R7113) should be used. Detection limit: on surfaces approx. 0.5 µg soya protein/100 cm ² , soya flour in wheat flour approx. 0.5 mg/kg soya protein, in processed foods approx. 10 mg/kg soya protein (matrix dependent).	25 dip sticks in reclosable tube, conjugate, extraction buffer, 30 reagent tubes, 25 reaction tubes, 26 swabs, 50 pipette tips Incubation time: 10 min	R7103
bioavid Lateral Flow Soy	Immunochromatographic tests for qualitative detection of soy residues; everything for cleaning control included	15 test strips Total assay time: 10 min	BL612-15 Coming soon
RIDA®QUICK Soya – accessories			
RIDA®QUICK Soya accessory pack	Accessories for the use of the RIDA®QUICK Soya	Test tube holder, floating rack, pipette	Z7103
RIDA®QUICK Soya Extraction buffer	The buffer is used for food sample preparation in conjunction with RIDA®QUICK Soya	2 x 100 mL	R7113
Real-time PCR – qualitative and/or quantitative DNA detection			
SureFood® ALLERGEN Soya	Detection limit: ≤ 0.4 mg/kg; limit of quantification: 1 mg/kg depending on matrix and DNA preparation	100 reactions*	S3601
ELISA – accessories			
RIDASCREEN® Allergen extraction buffer	Allergen extraction buffer (AEB) 10fold concentrate for RIDASCREEN® and RIDASCREEN®FAST allergen product line	100 mL concentrate	RA0038

* SureFood® QUANTARD Allergen 40 must be used for quantification.



Allergens

Real-time PCR – multiplex

Product	Description	No. of tests/amount	Art. No.
Multiplex Screening			
Real-time PCR – qualitative DNA detection			
SureFood® ALLERGEN 4plex Peanut/Hazelnut/Walnut + IAC	Detection limit: ≤ 1 mg/kg peanut ≤ 0.4 mg/kg hazelnut ≤ 0.4 mg/kg walnut; depending on matrix and DNA preparation	100 reactions	S3402
SureFood® ALLERGEN 4plex Soya/Celery/Mustard + IAC	Detection limit ≤ 0.4 mg/kg depending on matrix and DNA preparation	100 reactions	S3401
SureFood® ALLERGEN 4plex Macadamia/Brazil Nut/Pecan + IAC	Detection limit: ≤ 0.4 mg/kg depending on matrix and DNA preparation	100 reactions	S3403
SureFood® ALLERGEN 4plex Cereals	Detection limit: ≤ 1 mg/kg depending on matrix and DNA preparation Qualitative detection and differentiation of specific wheat (<i>Triticum</i>), barley (<i>Hordeum vulgare</i>) and rye (<i>Secale cereale</i>) DNA sequences	100 reactions	S7006
SureFood® 4plex LEGUMES	Qualitative detection of specific DNA sequences of legumes, pea and bean	100 reactions	S7008
SureFood® ALLERGEN 4plex EU NUTS	Qualitative detection of tree nuts according to regulation 1169/2011 and peanut	100 reactions	S3404
SureFood® ALLERGEN 4plex SEAFOOD	Qualitative detection of Crustaceans/Fish/Molluscs according to regulation 1169/2011	100 reactions	S3405



* SureFood® QUANTARD Allergen 40 must be used for quantification.

Accessories

Real-time PCR			
DNA preparation			
SureFood® PREP Advanced	For highly processed matrices (food and feed)	50 preparations	S1053
SureFast® Mag PREP Food	For DNA extraction of animal and plant DNA from food and feed For the use in combination with the TANBead Maelstrom™ 8 Autostage (Art. No. ZMAL8) and Maelstrom™ 4800 (Art. No. ZMAL48)	96 preparations	F1060
Real-time PCR			
Laboratory reference material for quantification			
SureFood® QUANTARD Allergen 40	Corn flour contains 12 allergens requiring labeling plus buckwheat in food with concentration of 40 mg/kg; the material has been developed for PCR quantification of allergens in food	2 g	S3301
Lateral Flow			
Accessories			
bioavid Absorbionspuffer/Absorbent Buffer	Buffer for preparation of polyphenol containing and strongly colored samples (e.g. coffee, red wine) for bioavid lateral flow kits	15 vials (9 mL buffer each)	BS810-15



GMO



Commercially available genetically modified organisms are usually transgenic plants in which DNA from foreign species were artificially implemented

These DNA sequences, mostly for herbicide and/or insect resistance are enveloped in a frame of viral or bacterial DNA sequences which serves as promoters or terminators. Different international and national legislations and labelling regulations require a multi-stage analysis, for which real-time PCR is the method of choice. In October 2015, the European Network of GMO Laboratories (ENGL) defined minimum performance requirements, which are fulfilled by the SureFood® kits.

1. The presence of GMOs can be screened by identifying the genetic sequence elements 35S, NOS or FMV for instance. 35S positive results should be confirmed for absence of natural contamination with the cauliflower mosaic virus using the CaMV detection kit. Furthermore, the efficiency of the DNA preparation should be confirmed using plant DNA, when analysing a new matrix.
2. For GMO positive samples the identification of the GMO event is of main interest, to classify the food product as approved or illegal GMO. In Europe the legislation EC 1829/2003 and 1831/2003 describes the relevant regulations. Non-approved GMO products are not allowed to enter or to be produced or processed in Europe.
3. A zero tolerance strategy is in force for Europe, while for feed samples a technical threshold of 0.1 % has been established (EC 609/2011). Food products with a content of > 0.9 % approved GMO per matrix must be labelled.

SureFood® PREP Basic

SureFood® PREP Advanced

- Efficient, streamlined DNA sample preparation from food and feed matrices
- Highly purified DNA
- For raw and high processed food and feed samples



SureFood® GMO SCREEN

- Multiplex assay for 35S/NOS/FMV + IAC, BAR/NPTII/PAT/CTP2:CP4 EPSPS, Corn/Soya/Canola/Cotton
- Single assays for vectors
- Plant specific GMO event multiplex assays for soya, corn, canola



SureFood® GMO QUANT

- Identification and quantification
- Robust detection system
- Wide product range
- Suitable for most available real-time thermocyclers





GMO

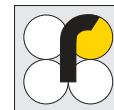
DNA preparation

Product	Description	No. of tests/amount	Art. No.
DNA preparation			
SureFood® PREP Basic	DNA preparation of food and feed	100 preparations	S1052
SureFood® PREP Advanced	DNA preparation of highly processed food and feed	50 preparations	S1053
SureFood® PREP Add-On	DNA preparation kit for 2 g sample weight in conjunction with SureFood® PREP Basic (Art. No. S1052)	15 extractions	S1055
SureFast® Animal+Plant Control 3plex	Extraction control for plant or animal matrix including internal control DNA (ICD) Detection limit: ≤ 500 DNA copies depending on matrix and DNA preparation	100 reactions	F4053
SureFast® Mag PREP Food	For DNA extraction of animal and plant DNA from food and feed. For the use in combination with the TANBead Maelstrom™ 4800 (Art. No. ZMAL48)	96 preparations	F1060

Real-time PCR screening

Qualitative real-time PCR			
SureFood® GMO Plant PLUS	Detection limit: ≤ 5 DNA copies depending on matrix and DNA preparation	100 reactions	S2049
SureFood® GMO SCREEN CaMV	Detection limit: ≤ 5 DNA copies depending on matrix and DNA preparation	100 reactions	S2027
SureFood® GMO SCREEN P35S:BAR Rice	Detection limit: ≤ 5 DNA copies depending on matrix and DNA preparation	2 x 50 reactions	S2022
Qualitative multiplex real-time PCR			
SureFood® GMO SCREEN 4plex 35S/NOS/FMV + IAC	Detection limit: ≤ 5 DNA copies depending on matrix and DNA preparation	100 reactions	S2126
SureFood® GMO SCREEN 4plex BAR/NPTII/PAT/CTP2:CP4 EPSPS	Detection limit: ≤ 5 DNA copies depending on matrix and DNA preparation	100 reactions	S2127
SureFood® GMO SCREEN 4plex BAR/PAT/CryIAb/CTP2:CP4 EPSPS	Detection limit: ≤ 5 DNA copies depending on matrix and DNA preparation	100 reactions	S2128
SureFood® GMO Plant 4plex Corn/Soya/Canola/Cotton	Detection limit: ≤ 500 DNA copies depending on matrix and DNA preparation; this is equivalent to approx. 0.01 % for unprocessed grain	100 reactions	S2156
SureFood® GMO Plant 4plex Corn/Soya/Canola + IAC	Detection limit: ≤ 500 DNA copies depending on matrix and DNA preparation; this is equivalent to approx. 0.01 % for unprocessed grain	100 reactions	S2158





GMO

Real-time PCR – qualitative DNA detection

Product	Description	No. of tests/amount	Art. No.
Canola			
Qualitative real-time PCR			
SureFood® GMO ID 4plex Canola I	Detection limit: ≤ 5 DNA copies depending on matrix and DNA preparation Events: MS8/GT73/T45	100 reactions	S2166
SureFood® GMO ID 4plex Canola II	Detection limit: ≤ 5 DNA copies depending on matrix and DNA preparation Events: MON88302/DP73496/RF3	100 reactions	S2167
Corn			
Qualitative real-time PCR			
SureFood® GMO ID 4plex Corn I	Events: MON810/TC1507/NK603/MON89034 Detection limit: ≤ 5 DNA copies; this is equivalent to approx. 0.01 % for unprocessed corn grain	100 reactions	S2170
SureFood® GMO ID DAS-40278-9 Corn	Detection limit: ≤ 5 DNA copies depending on matrix and DNA preparation; this is equivalent to approx. 0.01 % for unprocessed corn grain	100 reactions	S2140
Rice			
Qualitative real-time PCR			
SureFood® GMO ID Bt63 Rice	Detection limit: ≤ 5 DNA copies depending on matrix and DNA preparation	2 x 50 reactions	S2024
Soya			
Qualitative real-time PCR			
SureFood® GMO ID 4plex Soya I	Detection limit: ≤ 5 DNA copies depending on matrix and DNA preparation ; this is equivalent to approx. 0.01 % of unprocessed soybean Events: MON87708, CV127/DP305423/MON87701/MON87769	100 reactions	S2161
SureFood® GMO ID 4plex Soya II	Detection limit: ≤ 5 DNA copies depending on matrix and DNA preparation; this is equivalent to approx. 0.01 % of unprocessed soybean Events: RR-Soya/RR-2 Yield Soya/A2704-12 Soya/A5547-127 Soya	100 reactions	S2162
SureFood® GMO ID 4plex Soya III	Detection limit: ≤ 5 DNA copies depending on matrix and DNA preparation; this is equivalent to approx. 0.01 % of unprocessed soybean Detection of FG72, DAS68416, GMB151, DAS44406	100 reactions	S2164
SureFood® GMO ID 4plex Soya IV	Detection limit: ≤ 5 DNA copies depending on matrix and DNA preparation; this is equivalent to approx. 0.01 % of unprocessed soybean Detection of MON87705, DAS81419, MON87751, DP356043	100 reactions	S2165



Reference material

SureFood® GMO Plant Reference Sample	0.1 % non GMO canola/corn/rice/soya	2 g	S2150
--------------------------------------	-------------------------------------	-----	-------





GMO

Real-time PCR – quantitative DNA detection

Product	Description	No. of tests/amount	Art. No.
Canola			
Quantitative real-time PCR			
SureFood® GMO QUANT GT73 Canola	Limit of detection: ≤ 5 DNA copies; Limit of quantification: 0.1 % depending on matrix and DNA preparation	2 x 50 reactions*	S2061
Corn			
Quantitative real-time PCR			
SureFood® GMO QUANT Bt176 Corn	Limit of detection: ≤ 5 DNA copies; Limit of quantification: 0.1 % depending on matrix and DNA preparation	2 x 50 reactions*	S2015
SureFood® GMO QUANT Bt11 Corn	Limit of detection: ≤ 5 DNA copies; Limit of quantification: 0.1 % depending on matrix and DNA preparation	2 x 50 reactions*	S2016
SureFood® GMO QUANT T25 Corn	Limit of detection: ≤ 5 DNA copies; Limit of quantification: 0.1 % depending on matrix and DNA preparation	2 x 50 reactions*	S2017
SureFood® GMO QUANT MON810 Corn	Limit of detection: ≤ 5 DNA copies; Limit of quantification: 0.1 % depending on matrix and DNA preparation	2 x 50 reactions*	S2019
SureFood® GMO QUANT 35S Corn	Limit of detection: ≤ 5 DNA copies; Limit of quantification: 0.1 % depending on matrix and DNA preparation	2 x 50 reactions*	S2020
SureFood® GMO QUANT MON863 Corn	Limit of detection: ≤ 5 DNA copies; Limit of quantification: 0.1 % depending on matrix and DNA preparation	2 x 50 reactions*	S2051
SureFood® GMO QUANT MIR162 Corn	Limit of detection: ≤ 5 DNA copies; Limit of quantification: 0.1 % depending on matrix and DNA preparation	2 x 50 reactions*	S2135
Soya			
Quantitative real-time PCR			
SureFood® GMO QUANT Roundup Ready Soya	Limit of detection: ≤ 5 DNA copies; Limit of quantification: 0.1 % depending on matrix and DNA preparation	2 x 50 reactions*	S2014
SureFood® GMO QUANT 35S Soya	Limit of detection: ≤ 5 DNA copies; Limit of quantification: 0.1 % depending on matrix and DNA preparation	2 x 50 reactions*	S2028
SureFood® GMO QUANT RR2Y Soya	Limit of detection: ≤ 5 DNA copies; Limit of quantification: 0.1 % depending on matrix and DNA preparation	2 x 50 reactions*	S2029

* 1 x 50 reactions for the detection of the reference gene.



Identification of animal species/ risk material/BSE



Real-time PCR and ELISA deliver robust, reliable results even from processed food and feed samples

Due to the increasing complexity of meat supply chains, and prevalent product falsifications, species identification testing has become a cornerstone of food quality assurance and fraud prevention. Real-time PCR and ELISA deliver robust, reliable results even from processed food and feed samples.

Animal species detection

- **Product falsification**

Product falsification with cheaper undeclared meat might be identified qualitatively using the ANIMAL ID and ELISA-TEK™ and quantitatively using the ANIMAL QUANT kits.

- **Species detection**

In some cases, especially for religious aspects such as kosher or halal with a zero tolerance strategy, highly sensitive qualitative detection is required.

The ANIMAL ID Pork SENS PLUS kit enables an extremely sensitive detection. Additionally, the product line with Internal Amplification and Animal Control (IAAC) has higher sensitivity and includes an amplification and extraction control.

- **Feed**

Since 2001 it was forbidden to feed meat-and-bone meal to farm animals. Despite loosening, the inter species ban will remain in place. Thus, for example, bone meal from ruminant species may not be fed to ruminant species. Feed must continue to be checked for animal species.

- **Vegetarian**

Due to the rapidly growing market for vegetarian/vegan foods, analytical evidence of the absence of animal products is increasingly required.

SureFood® PREP Basic

- Efficient, streamlined DNA sample preparation from food and feed matrices
- Highly purified DNA



SureFood® ANIMAL ID

- Identification and quantification
- Multiplex assays
- Internal amplification and animal control as extraction control



ELISA-TEK™

Quantitative method for the identification of animal species

- RAW MEAT Kits
- COOKED MEAT Kits
- MEAT and BONE MEAL Kits

Qualitative method for the identification of animal species

- EZ Pork and EZ Pork Raw
- EZ PANGASIUS™





Animal species identification/risk material/BSE

Real-time PCR – qualitative DNA detection

Product	Description	No. of tests/amount	Art. No.
DNA preparation			
SureFast® Mag PREP Food	For DNA extraction of animal and plant DNA from food and feed. For the use in combination with the TANBead Maelstrom™ 8 Autostage (Art. No. ZMAL8) or Maelstrom™ 4800 (Art. No. ZMAL48)	96 preparations	F1060
SureFood® PREP Basic	DNA preparation of food and feed	100 preparations	S1052
SureFast® Animal+Plant Control 3plex	Extraction control for plant or animal matrix including internal control DNA (ICD) Detection limit: ≤ 500 DNA copies	100 reactions	F4053
SureFast® VEGAN	Sensitive detection of animal (vertebrates) or plant matrix including a positive control of 0.1% bovine DNA Detection limit: 0.01 % depending on matrix and DNA preparation	100 reactions	F4055
Multiplex screening			
Qualitative real-time PCR			
SureFood® ANIMAL ID 4plex Beef/Sheep/Goat + IAAC*	Detection limit: 0.1 % depending on matrix and DNA preparation	100 reactions	S6121
SureFood® ANIMAL ID 4plex Pork/Chicken/Turkey + IAAC*	Detection limit: 0.1 % depending on matrix and DNA preparation	100 reactions	S6123
SureFood® ANIMAL ID 4plex Beef/Horse/Pork + IAAC*	Detection limit: pork 0.5 %, beef, horse 0.1 % depending on matrix and DNA preparation	100 reactions	S6126
SureFood® ANIMAL ID 3plex Water Buffalo/Beef + IAAC*	Detection limit: 0.1 % depending on matrix and DNA preparation	100 reactions	S6130
SureFood® ANIMAL ID 4plex Camel/Horse/Donkey + IAAC*	Detection limit: 0.1 % depending on matrix and DNA preparation	100 reactions	S6131
SureFood® ANIMAL ID 3plex Horse/Donkey + IAAC*	Detection limit: 0.1 % depending on matrix and DNA preparation	100 reactions	S6119
SureFood® ANIMAL ID 3plex Cat/Dog + IAAC*	Detection limit: 0.5 % depending on matrix and DNA preparation	100 reactions	S6112
Farm animals			
Qualitative real-time PCR			
SureFood® ANIMAL ID Beef IAAC*	Detection limit: 0.1 % depending on matrix and DNA preparation	100 reactions	S6113
SureFood® ANIMAL ID Horse IAAC*	Detection limit: 0.1 % depending on matrix and DNA preparation	100 reactions	S6118
SureFood® ANIMAL ID Pork SENS PLUS	Detection limit: ≤ 0.0001 % depending on matrix and DNA preparation	100 reactions	S6017
SureFood® ANIMAL ID Pork IAAC*	Detection limit: 0.5 % depending on matrix and DNA preparation	100 reactions	S6114
Poultry			
Qualitative real-time PCR			
SureFood® ANIMAL ID Chicken IAAC*	Detection limit: 0.1 % depending on matrix and DNA preparation	100 reactions	S6115
SureFood® ANIMAL ID Turkey IAAC*	Detection limit: 0.1 % depending on matrix and DNA preparation	100 reactions	S6116
SureFood® ANIMAL ID Poultry IAAC*	Detection limit: 0.1 % depending on matrix and DNA preparation	100 reactions	S6125

* IAAC = Internal Amplification and Animal Control.





Animal species identification/risk material/BSE

Real-time PCR – quantitative DNA detection

Product	Description	No. of tests/amount	Art. No.
Farm animals			
Quantitative real-time PCR			
SureFood® ANIMAL QUANT Beef	Detection limit: ≤ 5 DNA copies; limit of quantification: 0.04 % depending on matrix and DNA preparation	2 x 50 reactions**	S1010
SureFood® ANIMAL QUANT Pork	Detection limit: ≤ 5 DNA copies; limit of quantification: 0.04 % depending on matrix and DNA preparation	2 x 50 reactions**	S1011
Poultry			
Quantitative real-time PCR			
SureFood® ANIMAL QUANT Chicken	Detection limit: ≤ 5 DNA copies; limit of quantification: 0.1 % depending on matrix and DNA preparation	2 x 50 reactions**	S1014



** 1 x 50 reactions for the detection of the reference gene.



Animal species identification/risk material/BSE

ELISA-based species identification in food and feed

Product	Description	No. of tests/amount	Art. No.
Raw meat species kits ELISA microtiter plates			
ELISA-TEK™ Raw Mixed Species Kit	Assay for the positive identification of species content (customized) in raw samples	96 determinations Incubation time: 50 min	510501
ELISA-TEK™ Raw 3 Species Kit	Assay for the positive identification of species content (cow, pig, poultry) in raw samples	32 determinations per species Incubation time: 50 min	510503
ELISA-TEK™ Raw 4 Species Kit	Assay for the positive identification of species content (cow, pig, poultry sheep) in raw samples	24 determinations per species Incubation time: 50 min	510504
ELISA-TEK™ Raw Beef Kit	Assay for the positive identification of species content (beef) in raw samples	96 determinations Incubation time: 50 min	510511
ELISA-TEK™ Raw Pork Kit	Assay for the positive identification of species content (pork) in raw samples	96 determinations Incubation time: 50 min	510521
ELISA-TEK™ Raw Poultry Kit	Assay for the positive identification of species content (poultry) in raw samples	96 determinations Incubation time: 50 min	510531
ELISA-TEK™ Raw Sheep Kit	Assay for the positive identification of species content (sheep) in raw samples	96 determinations Incubation time: 50 min	510541
ELISA-TEK™ Raw Horse Kit	Assay for the positive identification of species content (horse) in raw samples	96 determinations Incubation time: 50 min	510551
Cooked meat species kits ELISA microtiter plates			
ELISA-TEK™ Cooked Meat Mixed Species Kit	Assay for the positive identification of species content (customized) in cooked samples	96 determinations Incubation time: 3 h	510601
ELISA-TEK™ Cooked Meat 3 Species Kit	Assay for the positive identification of species content (beef, pork, poultry) in cooked samples	32 determinations per species Incubation time: 3 h	510603
ELISA-TEK™ Cooked Meat 4 Species Kit	Assay for the positive identification of species content (beef, pork, poultry, sheep) in cooked samples	24 determinations per species Incubation time: 3 h	510604
ELISA-TEK™ Cooked Meat Beef Kit	Assay for the positive identification of species content (beef) in cooked samples	96 determinations Incubation time: 3 h	510611
ELISA-TEK™ Cooked Meat Pork Kit	Assay for the positive identification of species content (pork) in cooked samples	96 determinations Incubation time: 3 h	510621
ELISA-TEK™ Cooked Meat Poultry Kit	Assay for the positive identification of species content (poultry) in cooked samples	96 determinations Incubation time: 3 h	510631
ELISA-TEK™ Cooked Meat Sheep Kit	Assay for the positive identification of species content (sheep) in cooked samples	96 determinations Incubation time: 3 h	510641
ELISA-TEK™ Cooked Meat Horse Kit	Assay for the positive identification of species content (horse) in cooked samples	96 determinations Incubation time: 3 h	510651
ELISA-TEK™ Cooked Meat Deer Kit	Assay for the positive identification of species content (deer) in cooked samples	96 determinations Incubation time: 3 h	510661
Meat and bone meal kits ELISA microtiter plates			
MELISA-TEK™ Meat Species Ruminant Kit	Assay for the positive identification of species content (ruminant) in meat and bone meals, animals feeds, and cooked and uncooked foods	96 determinations Incubation time: 1 h 20 min	510311
MELISA-TEK™ Meat Species Pork Kit	Assay for the positive identification of species content (porcine) in meat and bone meals, animals feeds, and cooked and uncooked foods	96 determinations Incubation time: 1 h 20 min	510321
MELISA-TEK™ High Sensitivity Extraction Kit	This kit provides a protocol and all materials to improve the sensitivity of the MELISA-TEK™ RUMINANT assay		510391





Animal species identification/risk material/BSE

ELISA-based species identification in food and feed

Product	Description	No. of tests/amount	Art. No.
Pangasius			
Test strips			
EZ PANGASIUS™ Pangasius Rapid Kit	Assay for the positive identification of species content (pangasius) in a sample	10 test strips	510EZP
Pork			
Test strips			
ELISA-TEK™ EZ Pork	Assay for the positive identification of species content (cooked & processed pork) in a sample	10 test strips	530EZPK
ELISA-TEK™ EZ Pork raw	Assay for the positive identification of species content (raw pork) in a sample	10 test strips	540EZPKR



Risk material

ELISA microtiter plates			
RIDASCREEN® Risk Material	Enzyme immunoassay for quantitative analysis of risk material (CNS) in processed meat and meat products Detection limit: < 0.2 % for CNS tissue	96 determinations Incubation time: 1 h	R6701
RIDASCREEN® Risk Material 10/5	Enzyme immunoassay for qualitative analysis of risk material (CNS) in raw meat, meat products and on contaminated surfaces Detection limit: < 0.1 % for CNS tissue	96 determinations Incubation time: 15 min	R6703



BSE

BSE/antibody			
RIDA®mAb L42	Monoclonal antibody for the detection of prion-protein with immunohistochemistry (IHC) and immunoblot	23 µg	R8005
RIDA®mAb P4	Monoclonal antibody for the detection of prion-protein with immunohistochemistry (IHC) and immunoblot	1 mg	R8007

Microbiology/hygiene control



Analysis for microbiological food safety

Rapid test formats for reliable microbiological analysis in food and production areas for highly specific, sensitive and fast test combinations for use with a wide range of applications.

Product testing

All kinds of commodities are potentially at risk of contamination by spoiling microorganisms and pathogens. Therefore, R-Biopharm AG offers reliable kits for the analysis of meat and meat products, dairy products, egg and egg products, vegetables, fruits, herbs and spices, beverages, cereals and cereal products as well as prepared meals.

Well-established methods are used for both on-site testing, the classical microbiological testing or for specific detection by real-time PCR or ELISA are offered.

Production surrounding area and condition

Quality and safety standards are considered when minimizing the risk of product contamination.

Important characteristics for tests used in efficient hygiene and cleaning control are:

- High sensitivity
- Rapidness
- Repeatability

Reliability of results is important for immediate and long-term decisions.

Compact Dry

- Dry nutrient media for detection of pathogens and microorganisms
- Enumeration of microorganisms for cleaning control

RIDASCREEN®

ELISA for the detection of bacterial toxins



SureFast®

Real-time PCR for screening/species identification of food and drinking water pathogens



GEN-IAL®

Real-time PCR for beverage spoilage yeast and bacteria



RIDA® CHECK

- Detection of protein residues
- Indicator test for rapid cleaning control



Lumitester SMART with LuciPac® Pen/LuciPac™ A3

Sensitive AMP/ATP or AMP/ADP/ATP detection with software based evaluation





Microbiology/hygiene control

	RIDASCREEN®	Compact Dry	SureFast®/ GEN-IAL®	RIDA®CHECK + LuciPac™
	ELISA	Dry medium plates	DNA prep. + real-time PCR	Swab tests
Bacterial toxins				
Staphylococcal enterotoxin (Toxins A - E)	●			
Staphylococcal enterotoxin (Total)	●**			
Pathogens				
<i>Bacillus cereus</i> spp.		●*	●	
emetic <i>Bacillus cereus</i>			●	
<i>Campylobacter</i>			●	
<i>Clostridium botulinum</i> , <i>C. estertheticum</i> , <i>C. perfringens</i>			●	
<i>Cronobacter</i> spp., <i>Cronobacter sakazakii</i>			●	
EHEC/EPEC/STEC Screening			●	
<i>Legionella</i> spp., <i>Legionella pneumophila</i>			●	
<i>Listeria monocytogenes</i>		●*	●	
MRSA			●	
Parasitic Water Panel 4plex			●	
<i>Pseudomonas aeruginosa</i>		●*	●	
<i>Salmonella</i>		●	●*	
<i>Salmonella</i> Serotype Enteritidis & Typhimurium			●	
<i>Staphylococcus aureus</i>		●*	●	
<i>Vibrio</i> spp., <i>V. parahaemolyticus</i> , <i>V. cholerae</i> , <i>V. vulnificus</i>		●	●	
<i>Yersinia enterocolitica</i>			●	
Indicator organism				
Coliform bacteria		●*		
<i>Enterobacteriaceae</i>		●*	●	
<i>Enterococcus</i>		●*		
<i>Escherichia coli</i>		●*	●	
<i>Listeria</i> spp.		●	●	
<i>Staphylococcus aureus</i>		●*	●	
Total count		●*		
Total count in water samples		●		
<i>Vibrio</i> spp.		●	●	
Yeasts & Molds		●*		
Virus				
Hepatitis A			●	
Hepatitis E			●	
Norovirus I & II			●	
SARS-CoV-2			●	
Beverage spoilers				
Bacteria screening & Bacteria species			●	
Yeasts screening & Yeast species			●	
Biofilm formation species			●	
Rapid hygiene monitoring				
AMP/ATP or AMP/ADP/ATP				●
Protein test				●
Accessories	●	●		

* Officially validated test (AFNOR/MicroVal/AOAC-PTM).

** Officially validated by the European Reference Laboratory for Coagulase positive Staphylococci.



Culture medium systems for colony counting and pathogen detection in food or surface samples

Product	Description	No. of tests/amount	Art. No.
Compact Dry			
Nutrient pads			
Compact Dry AQ	Test plate with nutrient pad for quantitative detection of heterotrophic water bacteria	100 determinations 40 determinations	HS9541 HS9542
Compact Dry BC MicroVal 2019LR87; AOAC-PTM 092201	Test plate with nutrient pad for quantitative detection of <i>Bacillus cereus</i>	100 determinations 40 determinations	HS9721 HS9722
Compact Dry CF MicroVal 2008LR03; NordVal 35; AOAC-PTM 110401	Test plate with nutrient pad for quantitative detection of coliforms	100 determinations 40 determinations	HS8791 HS8792
Compact Dry EC MicroVal 2008LR04; MicroVal 2008LR05; NordVal 36; AOAC-PTM 110402	Test plate with nutrient pad for quantitative detection of <i>E. coli</i> and coliforms	100 determinations 40 determinations	HS8781 HS8782
Compact Dry ETB MicroVal 2008LR02; NordVal 34; AOAC-PTM 012001	Test plate with nutrient pad for quantitative detection of <i>Enterobacteriaceae</i>	100 determinations 40 determinations	HS9431 HS9432
Compact Dry ETC MicroVal 2014LR48; NordVal 47; AOAC-PTM 111902	Test plate with nutrient pad for quantitative detection of <i>Enterococci</i>	100 determinations 40 determinations	HS9461 HS9462
Compact Dry LM MicroVal 2020LR91a; MicroVal 2020LR91b	Test plate with nutrient pad for quantitative detection of <i>Listeria monocytogenes</i>	100 determinations 40 determinations	HS9901 HS9902
Compact Dry LS	Test plate with nutrient pad for quantitative detection of <i>Listeria</i> spp.	100 determinations 40 determinations	HS8811 HS8812
Compact Dry PA MicroVal 2017LR66	Test plate with nutrient pad for quantitative detection of <i>Pseudomonas aeruginosa</i>	100 determinations 40 determinations	HS9491 HS9492
Compact Dry SL	Test plate with nutrient pad for detection of <i>Salmonella</i>	100 determinations 40 determinations	HS9401 HS9402
Compact Dry TC MicroVal 2007LR01; NordVal 33; AOAC-PTM 010404	Test plate with nutrient pad for detection of total aerobic count	100 determinations 40 determinations	HS8771 HS8772
Compact Dry VP	Test plate with nutrient pad for quantitative detection of <i>Vibrio parahaemolyticus</i> and <i>Vibrio</i> spp.	100 determinations 40 determinations	HS8821 HS8822
Compact Dry X-SA MicroVal 2008LR14; NordVal 42; AOAC-PTM 081001	Test plate with nutrient pad for quantitative detection of <i>Staphylococcus aureus</i>	100 determinations 40 determinations	HS9621 HS9622
Compact Dry YM MicroVal RQA2008LR10; NordVal 43; AOAC-PTM 100401	Test plate with nutrient pad for quantitative detection of yeast and mold	100 determinations 40 determinations	HS8801 HS8802
Compact Dry YMR MicroVal 2016LR61; NordVal 50; AOAC-PTM 092002	Test plate with nutrient pad for rapid quantitative detection of yeast and mold in 48 - 72 h	100 determinations 40 determinations	HS9801 HS9802
Accessories			
RIDA® 0.9 % NaCl, sterile	1 mL sterile sodium chloride solution	150 pieces (1 mL each)	Z0301
Promedia ST-25	Sampling device (sterile swab in 10 mL sterile PBS buffer)	10 pieces	Z0302
Dilution Rack-PBS	Dilution set for preparation of 10-fold dilution series (9 mL PBS buffer per well) – sterile	128 pieces	ZDP1000888
Dilution Rack-MRD	Dilution set for preparation of 10-fold dilution series (9 mL MRD buffer per well) – sterile	128 pieces	ZDM1000889
Opener for Dilution Rack	For sterile opening of Dilution Rack	1 piece	ZOP1000887
Frame – 100 cm ²	Frame for definition of 100 cm ² for swab sampling	5 pieces	ZFR1600000





Microbiology/hygiene control

Pathogens & bacterial toxins

Product	Description	No. of tests/amount	Art. No.
DNA preparation			
SureFast® PREP Bacteria	Preparation of bacteria DNA from enrichments	100 preparations	F1021
SureFast® Speed PREP	Speed preparation of bacteria- and parasites-DNA from enrichment cultures and tissue samples	100 preparations	F1054
SureFast® Mag PREP Food	For DNA extraction of animal and plant DNA from food and feed as well as bacterial DNA from bacterial culture enrichments. For the use in combination with the TANBead Maelstrom™ 4800	96 preparations	F1060
SureFast® Mag PREP Pathogen	For DNA extraction of RNA/ DNA from viruses. For the use in combination with the TANBead Maelstrom™ 4800 (Art. No. ZMAL48)	96 preparations	F1062
Bacillus cereus			
Qualitative real-time PCR			
SureFast® Bacillus cereus group PLUS	Qualitative DNA detection Detection limit: ≤ 5 DNA copies, 1 cfu before enrichment	100 reactions	F5126
SureFast® Emetic Bacillus cereus PLUS	Qualitative DNA detection Detection limit: ≤ 5 DNA copies, 1 cfu before enrichment	100 reactions	F5127
Campylobacter			
Qualitative real-time PCR			
SureFast® Campylobacter 4plex	Qualitative detection and differentiation of specific DNA sequences of <i>Campylobacter jejuni</i> , <i>Campylobacter lari</i> and <i>Campylobacter coli</i> Detection limit: ≤ 5 DNA copies, 1 cfu before enrichment	100 reactions	F5170
Clostridium			
Qualitative real-time PCR			
SureFast® Clostridium botulinum Screening PLUS	Qualitative DNA detection Detection of <i>C. botulinum</i> toxin groups A, B, E, F Detection limit: ≤ 50 DNA copies, 1 cfu before enrichment	100 reactions	F5110
SureFast® Clostridium estertheticum PLUS	Qualitative DNA detection Detection limit: ≤ 5 DNA copies, 1 cfu before enrichment	100 reactions	F5160
SureFast® Clostridium perfringens PLUS	Qualitative DNA detection Detection limit: ≤ 5 DNA copies, 1 cfu before enrichment	100 reactions	F5123
Cronobacter			
Qualitative real-time PCR			
SureFast® Cronobacter PLUS	Qualitative DNA detection Detection limit: ≤ 5 DNA copies, 1 cfu before enrichment	100 reactions	F5114
SureFast® Cronobacter sakazakii PLUS	Qualitative DNA detection Detection limit: ≤ 5 DNA copies, 1 cfu before enrichment	100 reactions	F5115
Escherichia coli			
Qualitative real-time PCR			
SureFast® Escherichia coli PLUS	Qualitative DNA detection Detection limit: ≤ 5 DNA copies, 1 cfu before enrichment	100 reactions	F5157
SureFast® EHEC/EPEC 4plex	Qualitative DNA detection of virulence genes <i>stx1</i> , <i>stx2</i> , <i>eae</i> , <i>ipaH</i> (<i>E. coli</i> / <i>Shigella</i> spp. differentiation) Detection limit: ≤ 5 DNA copies, 1 cfu before enrichment	100 reactions	F5128
SureFast® STEC Screening PLUS	Qualitative DNA detection of virulence factors <i>stx1</i> and <i>stx2</i> Detection limit: ≤ 5 DNA copies, 1 cfu before enrichment	100 reactions	F5105
SureFast® STEC 4plex ONE	Qualitative detection and differentiation of <i>Escherichia coli</i> virulence factors <i>stx1</i> (subtype a-d), <i>stx2</i> (subtype a-g), <i>eae</i> and the <i>Escherichia coli</i> Serotype O157; kit includes DNA preparation Detection limit: ≤ 5 DNA copies, 1 cfu before enrichment	100 reactions/ 100 preparations	F5265
SureFast® Escherichia coli Serotype I 4plex	Qualitative DNA detection of serotypes O26, O103, O121 Detection limit: ≤ 5 DNA copies, 1 cfu before enrichment	100 reactions	F5167
SureFast® Escherichia coli Serotype II 4plex	Qualitative DNA detection of serotypes O45, O111, O145 Detection limit: ≤ 5 DNA copies, 1 cfu before enrichment	100 reactions	F5168





Pathogens & bacterial toxins

Product	Description	No. of tests/amount	Art. No.
Listeria			
Qualitative real-time PCR			
SureFast® Listeria 3plex ONE	Qualitative DNA detection and differentiation of <i>Listeria</i> spp. und <i>Listeria monocytogenes</i> ; kit includes DNA preparation Detection limit: ≤ 5 DNA copies, 1 cfu before enrichment	100 reactions/ 100 preparations	F5217
SureFast® Listeria Screening PLUS	Qualitative DNA detection Detection limit: ≤ 5 DNA copies, 1 cfu before enrichment	100 reactions	F5117
SureFast® Listeria monocytogenes PLUS	Qualitative DNA detection Detection limit: ≤ 5 DNA copies, 1 cfu before enrichment	100 reactions	F5113
Multiplex			
Qualitative real-time PCR			
SureFast® Foodborne Pathogens 4plex	Qualitative detection of <i>Escherichia coli</i> virulence factors (<i>stx1</i> [subtype a-d], <i>stx2</i> [subtype a-g]), <i>Listeria monocytogenes</i> and <i>Salmonella</i> spp. Detection limit: ≤ 5 DNA copies, 1 cfu before enrichment	100 reactions	F5175
SureFast® Fecal Screen 4plex	Qualitative DNA detection and differentiation of <i>E. coli</i> , <i>Enterococci</i> , <i>Enterobacteriaceae</i> + IAC	100 reactions	F5504
SureFast® Enterobacteriaceae 4plex	Qualitative DNA detection and differentiation of <i>Enterobacteriaceae</i> , <i>Salmonella</i> and <i>Cronobacter</i> + IAC	100 reactions	F5180
Salmonella			
DNA preparation			
SureFast® PREP Salmonella AOAC-PTM 041103	DNA preparation of <i>Salmonella</i>	100 preparations	F1007
Qualitative real-time PCR			
SureFast® Salmonella PLUS AOAC-PTM 041103	Qualitative DNA detection Detection limit: ≤ 5 DNA copies, 1 cfu before enrichment	100 reactions	F5111
SureFast® Salmonella Species/Enteritidis/Typhimurium 4plex	Qualitative detection of <i>Salmonella</i> species <i>S. Enteritidis</i> and <i>S. Typhimurium</i> Detection limit: ≤ 5 DNA copies, 1 cfu before enrichment	100 reactions	F5166
Qualitative real-time PCR and DNA preparation			
SureFast® Salmonella ONE MicroVal 2014LR43; ISO 16140-2; AOAC-PTM 081803	Qualitative DNA detection Kit includes DNA preparation Detection limit: ≤ 5 DNA copies, 1 cfu before enrichment	100 reactions/ 100 preparations	F5211
Staphylococcus			
ELISA microtiter plates			
RIDASCREEN® SET A, B, C, D, E	Enzyme immunoassay for identification of <i>Staphylococcus</i> enterotoxins A, B, C, D and E in food and bacterial cultures Detection limit: 0.25 ng/mL toxin (0.375 ng/g)	12 determinations Incubation time: 2 h 45 min	R4101
RIDASCREEN® SET Total	Enzyme immunoassay for combined detection of <i>Staphylococcus</i> enterotoxins (A - E) in food and bacterial cultures Detection limit: 0.25 ng/mL toxin (0.375 ng/g)	96 determinations Incubation time: 2 h 45 min	R4105
Qualitative real-time PCR			
SureFast® Staphylococcus aureus PLUS	Qualitative DNA detection Detection limit: ≤ 5 DNA copies, 1 cfu before enrichment	100 reactions	F5116





Microbiology/hygiene control

Pathogens & bacterial toxins

Product	Description	No. of tests/amount	Art. No.
MRSA			
Qualitative real-time PCR			
SureFast® MRSA 4plex	FAM: <i>SCCmec/orfX</i> ROX: <i>Staphylococcus aureus</i> Cy5: <i>mecA/mecC</i> Detection limit: ≤ 5 DNA copies	100 reactions	F7117
Vibrio			
Qualitative real-time PCR			
SureFast® Vibrio 4plex	Qualitative DNA detection (<i>V. cholerae</i> , <i>V. parahaemolyticus</i> , <i>V. vulnificus</i> + IAC) Detection limit: ≤ 5 DNA copies, 1 cfu before enrichment	100 reactions	F5161
Yersinia			
Qualitative real-time PCR			
SureFast® Yersinia 3plex	Qualitative DNA detection and differentiation of specific <i>ail</i> gene DNA sequences of <i>Yersinia pseudotuberculosis</i> and <i>Yersinia enterocolitica</i> Detection limit: ≤ 5 DNA copies	100 reactions	F5132



Viruses

DNA/RNA preparation			
SureFast® PREP DNA/RNA Virus	DNA/RNA preparation of viruses	100 preparations	F1051
SureFast® Mag PREP Pathogens	For DNA extraction of RNA/ DNA from viruses. For the use in combination with the TANBead Maelstrom™ 4800 (Art. No. ZMAL48)	96 preparations	F1062
Real-time reverse transcriptase PCR (qualitative detection)			
SureFast® Norovirus/Hepatitis A 3plex	Qualitative detection of Norovirus and Hepatitis A Detection limit: ≤ 25 RNA copies	100 reactions	F7124
SureFast® Hepatitis A PLUS	Qualitative detection of Hepatitis A Detection limit: ≤ 25 RNA copies	100 reactions	F7125
SureFast® Hepatitis E PLUS	Qualitative detection of Hepatitis E Detection limit: ≤ 25 RNA copies	100 reactions	F7142
SureFast® SARS-CoV-2 PLUS	Qualitative detection of novel coronavirus (SARS-CoV-2) RNA Detection limit: ≤ 25 RNA copies	100 reactions	F7110



Test systems for cleaning control

AMP/ATP or AMP/ADP/ATP detection		Bioluminescence	
LuciPac™ A3 Surface AOAC-PTM 051901	Test system for hygiene control on surfaces (based on detection of AMP/ADP/ATP); reaction tubes with integrated swab for use with Lumitester PD-30 and Lumitester SMART	100 reactions	ZLP1003667
LuciPac® Pen	Test system for hygiene control on surfaces (based on detection of AMP/ATP); reaction tubes with integrated swab for use with Lumitester PD-30 and Lumitester SMART	100 reactions	ZLP1002667
Protein tests		Swab tests	
RIDA®CHECK	Indicator test, ready-to-use swabs for the detection of protein residues on surfaces	100 determinations	R1091



Water analysis

Product	Description	No. of tests/amount	Art. No.
DNA preparation			
SureFast® PREP Aqua	DNA preparation of bacterial cells from water samples	100 preparations	F1023
Legionella			
Qualitative real-time PCR			
SureFast® Legionella Screen PLUS	Qualitative DNA detection of <i>Legionella</i> spp. Detection limit: ≤ 5 DNA copies	100 reactions	F5502
SureFast® Legionella pneumophila PLUS	Qualitative DNA detection of <i>Legionella pneumophila</i> Detection limit: ≤ 5 DNA copies	100 reactions	F5501
SureFast® Legionella 3plex	Qualitative DNA detection of <i>Legionella</i> spp. and <i>Legionella pneumophila</i> Detection limit: ≤ 5 DNA copies	100 reactions	F5505
Qualitative real-time PCR			
SureFast® Parasitic Water Panel 4plex	Qualitative DNA detection of <i>Giardia intestinalis</i> , <i>Entamoeba histolytica</i> und <i>Cryptosporidium</i> spp. Detection limit: ≤ 5 DNA copies	100 reactions	F5506
SureFast® Enterobacteriaceae Screening PLUS	Qualitative DNA detection of <i>Enterobacteriaceae</i> Detection limit: ≤ 5 DNA copies	100 reactions	F5507
SureFast® Pseudomonas aeruginosa PLUS	Qualitative DNA detection of <i>Pseudomonas aeruginosa</i> , Detection limit: ≤ 5 DNA copies	100 reactions	F5503
AMP/ATP or AMP/ADP/ATP detection			
Bioluminescence			
LuciPac™ A3 Water	Test system for hygiene control in liquid samples (based on detection of AMP/ADP/ATP); reaction tubes with integrated sample stick for use with Lumitester PD-30 and Lumitester SMART	100 reactions	ZLA1003672
LuciPac® Pen AQUA	Test system for hygiene control in liquid samples (based on detection of AMP/ATP); reaction tubes with integrated sample stick for use with Lumitester PD-30 and Lumitester SMART	100 reactions	ZLA1002672



* Find more products for microbiological water analysis on page 91 under “Culture medium systems for colony counting and pathogen detection”.



Microbiology/hygiene control

Beverage analysis

Product	Description	No. of tests/amount	Art. No.
Beer			
DNA-preparation			
GEN-IAL® Simplex® Easy DNA	DNA preparation of beverage samples	100 preparations	Q001
GEN-IAL® QuickGEN Sample Preparation Centrifugation	DNA preparation of beverage samples, centrifugation	100 preparations	Q002
GEN-IAL® QuickGEN Sample Preparation Filtration	DNA preparation of beverage samples, filtration	100 preparations	Q004
GEN-IAL® QuickGEN Yeast Sample Preparation Centrifugation	DNA preparation of beverage samples mainly containing yeast	100 preparations	Q005
GEN-IAL® Automated Magnetic DNA Extraction Kit	Automated extraction of bacteria- and yeast-DNA	50 preparations	Q007
GEN-IAL® PolyBIND®	Polymer for sampling	50 preparations	Q008
Qualitative multiplex real-time PCR			
GEN-IAL® QuickGEN 5plex high	DNA screening and differentiation of beer spoiling bacteria and yeasts (<i>Lactobacillus</i> , <i>Pediococcus</i> / <i>Megasphaera</i> , <i>Pectinatus</i> / <i>Saccharomyces cerevisiae</i> var. <i>diastaticus</i> / <i>Dekkera</i> spp.)	48 reactions	Q061
GEN-IAL® QuickGEN P1 Screening high	DNA screening and differentiation of beer spoiling bacteria and yeasts (<i>Lactobacillus</i> , <i>Pediococcus</i> / <i>Megasphaera</i> , <i>Pectinatus</i> / <i>Dekkera</i> spp.)	48 reactions	Q091
GEN-IAL® QuickGEN P1 Screening low	DNA screening and differentiation of beer spoiling bacteria and yeasts (<i>Lactobacillus</i> , <i>Pediococcus</i> / <i>Megasphaera</i> , <i>Pectinatus</i> / <i>Dekkera</i> spp.)	48 reactions	Q092
GEN-IAL® QuickGEN P1 Screening white	DNA screening and differentiation of beer spoiling bacteria and yeasts (<i>Lactobacillus</i> , <i>Pediococcus</i> / <i>Megasphaera</i> , <i>Pectinatus</i> / <i>Dekkera</i> spp.)	48 reactions	Q093
GEN-IAL® QuickGEN P1 Screening MyGO Pro	DNA screening and differentiation of beer spoiling bacteria and yeasts (<i>Lactobacillus</i> , <i>Pediococcus</i> / <i>Megasphaera</i> , <i>Pectinatus</i> / <i>Dekkera</i> spp.)	48 reactions	Q094
GEN-IAL® QuickGEN P1 and <i>S. diastaticus</i> Screening high	DNA screening and differentiation of beer spoiling bacteria (<i>Lactobacillus</i> , <i>Pediococcus</i> / <i>Megasphaera</i> , <i>Pectinatus</i>) and <i>Saccharomyces cerevisiae</i> var. <i>diastaticus</i>	48 reactions	Q041
GEN-IAL® QuickGEN P1 and <i>S. diastaticus</i> Screening low	DNA screening and differentiation of beer spoiling bacteria (<i>Lactobacillus</i> , <i>Pediococcus</i> / <i>Megasphaera</i> , <i>Pectinatus</i>) and <i>Saccharomyces cerevisiae</i> var. <i>diastaticus</i>	48 reactions	Q042
GEN-IAL® QuickGEN P1 and <i>S. diastaticus</i> Screening white	DNA screening and differentiation of beer spoiling bacteria (<i>Lactobacillus</i> , <i>Pediococcus</i> / <i>Megasphaera</i> , <i>Pectinatus</i>) and <i>Saccharomyces cerevisiae</i> var. <i>diastaticus</i>	48 reactions	Q043
GEN-IAL® QuickGEN P1 and <i>S. diastaticus</i> Screening low MG	DNA screening and differentiation of beer spoiling bacteria (<i>Lactobacillus</i> , <i>Pediococcus</i> / <i>Megasphaera</i> , <i>Pectinatus</i>) and <i>Saccharomyces cerevisiae</i> var. <i>diastaticus</i>	48 reactions	Q044
GEN-IAL® QuickGEN P1 and <i>S. diastaticus</i> Screening	DNA screening and differentiation of beer spoiling bacteria (<i>Lactobacillus</i> , <i>Pediococcus</i> / <i>Megasphaera</i> , <i>Pectinatus</i>) and <i>Saccharomyces cerevisiae</i> var. <i>diastaticus</i>	50 reactions	Q045



Q**1 High profile: ABI 7500, Agilent MX3005P, ABI QuantStudio 5

Q**2 Low profile: MyGo Pro (2- and 3plex kits)

Q**3 White strips: Bio-Rad CFX96, LightCycler® 480

Q**4 Low profile: MyGoPro (4plex kits)

Q**5 Liquid reagents without precoated strips

Other block cyler devices may be suitable as well. Information is available on request.

Further parameters/species detection kits are available on request. Please check the website for this.



Beverage analysis

Product	Description	No. of tests/amount	Art. No.
Beer			
Qualitative multiplex real-time PCR			
GEN-IAL® QuickGEN P1 Screening and Hop resistance high	DNA screening and differentiation of beer spoiling bacteria and hop resistance genes	48 reactions	Q051
GEN-IAL® QuickGEN P1 Screening and Hop resistance low	DNA screening and differentiation of beer spoiling bacteria and hop resistance genes	48 reactions	Q052
GEN-IAL® QuickGEN P1 Screening and Hop resistance white	DNA screening and differentiation of beer spoiling bacteria and hop resistance genes	48 reactions	Q053
GEN-IAL® QuickGEN P1 Screening and Hop resistance low MG	DNA screening and differentiation of beer spoiling bacteria and hop resistance genes	48 reactions	Q054
GEN-IAL® QuickGEN P1 Screening and Hop resistance	DNA screening and differentiation of beer spoiling bacteria and hop resistance genes	50 reactions	Q055
GEN-IAL® QuickGEN Beer yeast and bacteria differentiation high	Multiplex detection and identification of beverage spoiling bacteria and yeasts	96 reactions/24 samples	Q071
GEN-IAL® QuickGEN Beer yeast and bacteria differentiation low	Multiplex detection and identification of beverage spoiling bacteria and yeasts	96 reactions/24 samples	Q072
GEN-IAL® QuickGEN Beer yeast and bacteria differentiation white	Multiplex detection and identification of beverage spoiling bacteria and yeasts	96 reactions/24 samples	Q073
GEN-IAL® QuickGEN Beer Differentiation high	Multiplex detection (30 species) and identification (19 species) of relevant beer spoilers	96 reactions/12 samples	Q081
GEN-IAL® QuickGEN Beer Differentiation low	Multiplex detection (30 species) and identification (19 species) of relevant beer spoilers	96 reactions/12 samples	Q082
GEN-IAL® QuickGEN Beer Differentiation white	Multiplex detection (30 species) and identification (19 species) of relevant beer spoilers	96 reactions/12 samples	Q083
GEN-IAL® QuickGEN Biofilm	DNA detection of <i>Lactococcus lactis</i> , <i>Leuconostoc mesenteroides</i> and <i>Wickerhamomyces anomalus</i>	50 reactions	Q095
GEN-IAL® QuickGEN Hop resistance	DNA detection of hop resistance genes <i>horA</i> and <i>horC/hitA</i> and <i>orf5</i>	50 reactions	Q105
GEN-IAL® QuickGEN Yeast and bacteria differentiation high	Detection and differentiation of bacteria, top- and bottom fermented and wild yeasts	48 reactions/24 samples	Q121
GEN-IAL® QuickGEN Yeast and bacteria differentiation low	Detection and differentiation of bacteria, top- and bottom fermented and wild yeasts	48 reactions/24 samples	Q122
GEN-IAL® QuickGEN Yeast and bacteria differentiation white	Detection and differentiation of bacteria, top- and bottom fermented and wild yeasts	48 reactions/24 samples	Q123
GEN-IAL® QuickGEN Yeast and bacteria differentiation MyGO Pro	Detection and differentiation of bacteria, top- and bottom fermented and wild yeasts	48 reactions/24 samples	Q124
GEN-IAL® QuickGEN Enterobacteriaceae spp.	DNA detection of <i>Enterobacteriaceae</i> spp.	50 reactions	Q145
GEN-IAL® QuickGEN Yeast <i>Wickerhamomyces anomalus</i>	DNA detection of <i>Wickerhamomyces anomalus</i> (<i>Pichia anomala</i>)	50 reactions	Q175
GEN-IAL® QuickGEN Yeast <i>Saccharomyces diastaticus</i> low	DNA detection of <i>S. cerevisiae</i> var. <i>diastaticus</i>	48 reactions	Q182
GEN-IAL® QuickGEN Yeast PCR Kit <i>S. cerevisiae</i> var. <i>diastaticus</i> / <i>Dekkera</i> spp.	DNA detection of <i>S. cerevisiae</i> var. <i>diastaticus</i> and <i>Dekkera</i> spp. in beverages	48 reactions	Q213
GEN-IAL® QuickGEN <i>Fusarium</i> spp. high	DNA detection of <i>Fusarium</i> spp.	48 reactions	Q961



Further parameters/species detection kits are available on request. Please check the website for this.



Microbiology/hygiene control

Beverage analysis

Product	Description	No. of tests/amount	Art. No.
Wine			
DNA preparation			
GEN-IAL® Simplex® Easy Wine	DNA preparation of wine samples	100 preparations	Q300
GEN-IAL® Simplex® Easy Wine-Washing Solution	Additional washing solution for Q300	43 mL	Q301
Qualitative multiplex real-time PCR			
GEN-IAL® QuickGEN Wine Screening high	DNA screening and differentiation of wine spoilage bacteria and yeasts: <i>Lactobacillus</i> ; <i>Pediococcus</i> ; <i>Oenococcus oeni</i> / acetic acid bacteria/yeast	48 reactions	Q321
GEN-IAL® QuickGEN Wine Screening low	DNA screening and differentiation of wine spoilage bacteria and yeasts: <i>Lactobacillus</i> ; <i>Pediococcus</i> ; <i>Oenococcus oeni</i> / acetic acid bacteria/yeast	48 reactions	Q322
GEN-IAL® QuickGEN Wine Screening white	DNA screening and differentiation of wine spoilage bacteria and yeasts: <i>Lactobacillus</i> ; <i>Pediococcus</i> ; <i>Oenococcus oeni</i> / acetic acid bacteria/yeast	48 reactions	Q323
GEN-IAL® QuickGEN Wine Screening low MG	DNA screening and differentiation of wine spoilage bacteria and yeasts: <i>Lactobacillus</i> ; <i>Pediococcus</i> ; <i>Oenococcus oeni</i> / acetic acid bacteria/yeast	48 reactions	Q324
GEN-IAL® QuickGEN Wine Screening without yeast high	DNA screening and differentiation of wine spoilage bacteria and yeasts: <i>Lactobacillus</i> ; <i>Pediococcus</i> / <i>Oenococcus oeni</i> / acetic acid bacteria	48 reactions	Q331
GEN-IAL® QuickGEN Wine Screening without yeast low	DNA screening and differentiation of wine spoilage bacteria and yeasts: <i>Lactobacillus</i> ; <i>Pediococcus</i> / <i>Oenococcus oeni</i> / acetic acid bacteria	48 reactions	Q332
GEN-IAL® QuickGEN Wine Screening without yeast white	DNA screening and differentiation of wine spoilage bacteria and yeasts: <i>Lactobacillus</i> ; <i>Pediococcus</i> / <i>Oenococcus oeni</i> / acetic acid bacteria	48 reactions	Q333
GEN-IAL® QuickGEN Wine Screening without yeast low MG	DNA screening and differentiation of wine spoilage bacteria and yeasts: <i>Lactobacillus</i> ; <i>Pediococcus</i> / <i>Oenococcus oeni</i> / acetic acid bacteria	48 reactions	Q334
GEN-IAL® Biogenic amines	DNA detection of bacteria forming biogenic amines	50 reactions	Q345
GEN-IAL® Dekkera bruxellensis Standard DNA	DNA standards for <i>Dekkera bruxellensis</i> quantification	200.000 cfu	Q360
GEN-IAL® QuickGEN Yeast Dekkera bruxellensis quantitative high	DNA detection of <i>Dekkera bruxellensis</i>	48 reactions	Q371
GEN-IAL® QuickGEN Yeast Dekkera bruxellensis quantitative low	DNA detection of <i>Dekkera bruxellensis</i>	48 reactions	Q372
GEN-IAL® QuickGEN Yeast Dekkera bruxellensis quantitative white	DNA detection of <i>Dekkera bruxellensis</i>	48 reactions	Q373
GEN-IAL® Dekkera bruxellensis quantitative FAM/HEX	DNA detection of <i>Dekkera bruxellensis</i> FAM/HEX	50 reactions	Q395
GEN-IAL® QuickGEN PCR-Kit Yeast universal low	DNA detection of yeast universal	48 reactions	Q982



Further parameters/species detection kits are available on request. Please check the website for this.



Beverage analysis

Product	Description	No. of tests/amount	Art. No.
Qualitative multiplex real-time PCR			
GEN-IAL® QuickGEN Wild yeast 1 low	DNA screening and differentiation of wild yeast	48 reactions	Q522
GEN-IAL® QuickGEN Wild yeast 1	DNA screening and differentiation of wild yeast	50 reactions	Q525
GEN-IAL® QuickGEN Wild yeast 2 low	DNA screening and differentiation of wild yeast	48 reactions	Q532
GEN-IAL® QuickGEN Wild yeast 2	DNA screening and differentiation of wild yeast	50 reactions	Q535
GEN-IAL® QuickGEN Yeast Differentiation high	DNA screening and differentiation of 12 yeasts	96 reactions/12 samples	Q541
GEN-IAL® QuickGEN Yeast Differentiation low	DNA screening and differentiation of 12 yeasts	96 reactions/12 samples	Q542
GEN-IAL® QuickGEN Yeast Differentiation white	DNA screening and differentiation of 12 yeasts	96 reactions/12 samples	Q543
GEN-IAL® QuickGEN Yeast Zygosaccharomyces bailii high	DNA detection of <i>Zygosaccharomyces bailii</i>	48 reactions	Q561
GEN-IAL® QuickGEN Yeast Zygosaccharomyces bailii low	DNA detection of <i>Zygosaccharomyces bailii</i>	48 reactions	Q562
GEN-IAL® QuickGEN Yeast Zygosaccharomyces bailii white	DNA detection of <i>Zygosaccharomyces bailii</i>	48 reactions	Q563
Juice			
DNA preparation			
GEN-IAL® Simplex® Easy® Spin DNA	<i>Alicyclobacillus</i> DNA extraction from fruit or vegetable juices or concentrates	50 preparations	Q701
Qualitative multiplex real-time PCR			
GEN-IAL® QuickGEN Alicyclobacillus differentiation	DNA Screening of <i>Alicyclobacillus</i> spp., <i>A. acidocaldarius</i> and <i>A. acidoterrestris</i> in fruit juices or concentrates	48 reactions	Q724
Accessories			
GEN-IAL® Colour Compensation kit	Color compensation kit for multiplex assays	5 reactions	Q800



Further parameters/species detection kits are available on request. Please check the website for this.

Equipment/software/accessories



In laboratories equipment and machines are now routinely used to standardize analysis

Every analysis has specific requirements, which necessitates different accessories. This is where the team of technicians from R-Biopharm AG comes in.

What is the right equipment required for each test?

We develop matching applications for an even easier, faster and more efficient performance and analysis. Whether it be automated processing of an ELISA by a fully automated analyzer or a portable analyzer for lateral flow test.

With the RIDA[®]SMART APP the quantitative evaluation of rapid tests is possible for on-site demand. Our specialists improve and update these systems and devices

continuously. That's how we can offer you the best support with state of the art technologies for your laboratory or on-site testing.

The range of equipment and software covers the full portfolio and requirements of R-Biopharm products. The requirements for a high or low sample throughput in the laboratory will be observed: starting from optimal sample preparation, performance of test procedures, through analyzing and evaluation for manually or fully automated applications for all products, their specific needs are considered.

Everything for your analysis and performance just from one supplier.

RIDA® SMART APP and RIDA® SMART BOX

Fast, reliable and digital

The quantitative evaluation of R-Biopharm RIDA®QUICK lateral flow test strips with the RIDA®SMART APP and RIDA®SMART BOX



RIDA® ABSORBANCE 96

Absorbance reader

Innovative microtiter plate photometer including RIDASOFT® Win.NET software



ThunderBolt®

ELISA analyzer

Fully automated device for ELISA analysis in microtiter plate format



CHRONECT Symbiosis RIDA® CREST

UHPLC handling system for IMMUNOPREP® ONLINE cartridges



RIDA® CYCLER

Real-time PCR thermocycler for multiplex analyses





Equipment/software/accessories

Equipment, software and accessories – RIDA®SMART APP

Product	Description	No. of tests/amount	Art. No.
Lateral flow tests		Software and equipment	
RIDA®SMART APP*	Software application for evaluating RIDA®QUICK lateral flow test strips It is possible to obtain an appropriate smartphone through R-Biopharm AG separately More information on R-Biopharm website: https://app.r-biopharm.com/	1 voucher	ZRSAM1000
RIDA®SMART BOX	Benchtop lateral flow imaging unit for RIDA®QUICK lateral flow test strips. An Android device (smartphone or tablet) in combination with the RIDA®SMART APP software application must be purchased separately.	1	ZRSA-SB
Sets			
RIDA®SMART APP Mycotoxin Analyser SET	The set contains a voucher of the software application RIDA®SMART APP, a validated smartphone and a stand	1	ZRSAM1000-SET
RIDA®SMART BOX SET	The set contains the software application RIDA®SMART APP, a validated smartphone and the RIDA®SMART BOX	1	ZRSA-SB-SET
RIDA®SMART BOX SET (Tablet)	The set contains the software application RIDA®SMART APP, an Android tablet and the RIDA®SMART BOX	1	ZRSA-SBTAB-SET
Accessories			
Validated Android smartphone	Smartphone models currently available through R-Biopharm AG can be found on the website: https://food.r-biopharm.com/products/rida-smart-app-mycotoxin/	1	On request
RIDA®SMART APP STAND	Smartphone stand that can simplify the workflow in your lab. As smartphones have different sizes, different stands are available for: <ul style="list-style-type: none"> • Huawei Nexus 6P • Google Pixel XL • Motorola Moto G6 • Xiaomi Redmi Note 7 • Xiaomi Redmi Note 9S • Xiaomi Redmi Note 10S • Xiaomi Redmi Note 12 • Motorola Moto G52 • Samsung Galaxy A23 5G 	1	ZRSAS-NEXUS6P ZRSAS-PIXELXL ZRSAS-MOTOG6 ZRSAS-REDMI7 ZRSAS-REDMI9S ZRSAS-REDMI10S ZRSAS-REDMI12 ZRSAS-MOTOROLAG52 ZRSAS-GALAXYA23
SMART®BOX Drawer modul	Drawer module as spare part for RIDA®SMART BOX	1	ZRSA-SB-DRAWER

* Applicable with recommended smartphones or in combination with RIDA®SMART BOX (ZRSA-SB) with various Android devices.



Equipment/software/accessories

Equipment and software – ELISA

Product	Description	No. of tests/amount	Art. No.
ELISA			
Software			
RIDASOFT® Win.NET Food & Feed	Software for measurement, evaluation and documentation of RIDASCREEN® ELISAs and other R-Biopharm AG distributed products	1 unit	Z9996FF
Photometer			
RIDA®ABSORBANCE 96	Microtiter plate photometer with RIDASOFT® Win.NET	1	ZRA96FF
Automates			
ThunderBolt®	2-microtiter plate analyzer for RIDASCREEN® and RIDASCREEN®FAST ELISA test kits	1 set	ZTB
Bolt™	1-microtiter plate analyzer for RIDASCREEN® and RIDASCREEN®FAST ELISA test kits	1 set	ZBOLT
DYNEX DS2®	2-microtiter plate analyzer	1	62010
DEMO kit			
EuroProxima DEMO ELISA	Sandwich enzyme immunoassay for quality control, training and instrument verification	96 determinations	5991DEMO

Equipment and accessories – Real-time PCR

Real-time PCR	Automated DNA/RNA extraction		
TANBead Maelstrom™ 4800	Automated nucleic acid extraction system for up to 48 samples	1	ZMAL48
Thermocycler			
RIDA®CYCLER	qPCR thermocycler. 4 channels, incl. 1 box with reaction tubes	1	ZRCYCLER
RIDA®CYCLER-MIC-Tubes	Box with 960 reactions tubes and caps	1	ZRC-MIC-TUBES
RIDA®CYCLER-MIC-Tubes with racked caps	MIC-Tubes with racked caps	1	ZRC-MIC-TUBES- RACKED
RIDA®CYCLER-MIC-Tube Clamp	Tool for closing MIC-Tubes	1	ZRC-MIC-TC
RIDA®CYCLER TVS	Temperature verification system	1	ZRCYCLER-TVS
Accessories			
SureCycle®	Real-time PCR kit for cycle verification (FAM & VIC/HEX)	260 reactions	F4001
SureTaq® Hotstart Polymerase	Taq-Polymerase for 0.1 µL / reaction	100 reactions	F4005
SureTaq® Hotstart Polymerase II	Taq-Polymerase for 0.7 µL / reaction	100 reactions	F4003
SureCC Color Compensation Kit I	Color Compensation for multiplex application of SureFood®/SureFast® kits on LC480	For 3 calibration runs	F4009



Equipment/software/accessories

Equipment and accessories – Enzymatic analysis

Product	Description	No. of tests/amount	Art. No.
Enzymatic analysis		Software and equipment	
Pictus 500	Fully automated benchtop system for processing enzymatic assays, especially suitable for the R-Biopharm Enzytec™ <i>Liquid</i> test kits	1 set	ZP500
RIDA®CUBE SCAN 340/546 Analyser set	Automatic analyzer only for RIDA®CUBE test kits	1 set	ZRCS0546
Accessories – RIDA®CUBE SCAN			
RIDA®CUBE SCAN Tablet PC	Separate tablet for replacement	1	ZRCT0500
RIDA®CUBE SCAN Quality control tool	Verification tool for use with RIDA®CUBE SCAN	1 set	ZRCS5Z0420
Accessories – Pictus 500			
Cuvette, Pictus	5 per strip, 280 strips	280 Strips	ZP500-10030352
Reagent Vial	25 mL w/caps, (20 pcs) O/I ring	20	ZP500-10129782
Reagent Vial	45 mL w/caps, (20 pcs) I ring	20	ZP500-10129784
Reagent Vial	70 mL w/caps, (20 pcs) I ring	20	ZP500-10129785



Equipment/software/accessories

Equipment and accessories – Mycotoxin analysis

Product	Description	No. of tests/amount	Art. No.
Mycotoxin analysis (HPLC)			
HPLC automates			
CHRONECT Symbiosis RIDA®CREST	CHRONECT Symbiosis RIDA®CREST dedicated UHPLC system with online capability for the use of IMMUNOPREP® ONLINE cartridges from R-Biopharm	1	ZRIDACREST-WS-0511
CHRONECT Symbiosis RIDA®CREST	CHRONECT Symbiosis RIDA®CREST dedicated UHPLC system with online capability for the use of IMMUNOPREP® ONLINE cartridges from R-Biopharm, with Mistral Cool CS HPLC	1	ZRIDACREST-WS-0512
Aflatoxin analysis			
KOBRA® CELL	Electrochemical cell for derivatization of aflatoxins B1 and G1 using HPLC (size: 10 x 10 x 5 cm) Contents: 1 x KOBRA® CELL 1 x power pack (incl. 1 red and 1 black connection lead) 1 x electrical adapter (with various adapters) 1 x 1 m length of 0.5 mm ID PEEK™ tubing 1 x spare membrane	1 unit	RBRK01
KOBRA® CELL Membrane	Replacement membrane for the KOBRA® CELL	1 unit	RBRK02
KOBRA® CELL Installation Pack	Contains 5 metres of PEEK tubing, a tubing cutter, 10 ferrules and 3 unions	1 unit	RBRK03
Stainless steel electrode	Replacement stainless steel electrode for KOBRA® CELL	1 unit	RBRK04
Platinum working electrode	Replacement working electrode for KOBRA® CELL	1 unit	RBRK05
Power Pack	Replacement power pack for KOBRA® CELL	1 unit	RBRK06
PTFE Spacer	Replacement spacer 0.25 mm for KOBRA® CELL	1 unit	RBRK07
PTFE Spacer	Replacement spacer 0.1 mm for KOBRA® CELL	1 unit	RBRK08
PTFE Spacer	Replacement spacer 0.1 mm for KOBRA® CELL with reaction channel	1 unit	RBRK09
Spacer grid	Replacement spacer grid for KOBRA® CELL	1 unit	RBRK10
Immunoaffinity columns – Accessories			
PBS-Tablets	Phosphate buffered saline tablets	100 (suitable for 10 L)	RBRRP202
Immunoaffinity Column Rack	Durable brass and PTFE rack allowing 6 samples to be processed at one time using Immunoaffinity columns	1 unit	RBRRCR1
Immunoaffinity Column Accessory Pack	Glass barrels, syringes and adapters for use with all formats of RBR Immunoaffinity columns	10 each	RBRAP01



Equipment/software/accessories

Equipment and accessories – Microbiology

Product	Description	No. of tests/amount	Art. No.
Microbiology			
CULTURA® Mini-Incubator	Incubator for incubations at 25 - 45 °C (Compact Dry, VitaFast® etc.)	1	ZC7140651
Lumitester SMART	Luminometer for AMP/ADP/ATP measurement with LuciPac™ A3 Surface and LuciPac™ A3 Water or for AMP/ATP measurement with LuciPac® Pen and LuciPac® Pen AQUA	1	ZSMART
Lumitester PD-20/PD-30 Control Kit	Positive control lamp with charger and negative control tubes for functional testing of Lumitester SMART, Lumitester PD-20 and Lumitester PD-30 devices	1	ZLC1002657

Accessories – Premi®Test

Premi®Test			
Premi®Test® Starter Kit	Starter kit for Premi®Test, includes accessories (incubator, meat press, scissors, laboratory alarm clock)	1 set	ZPT-2000

Accessories

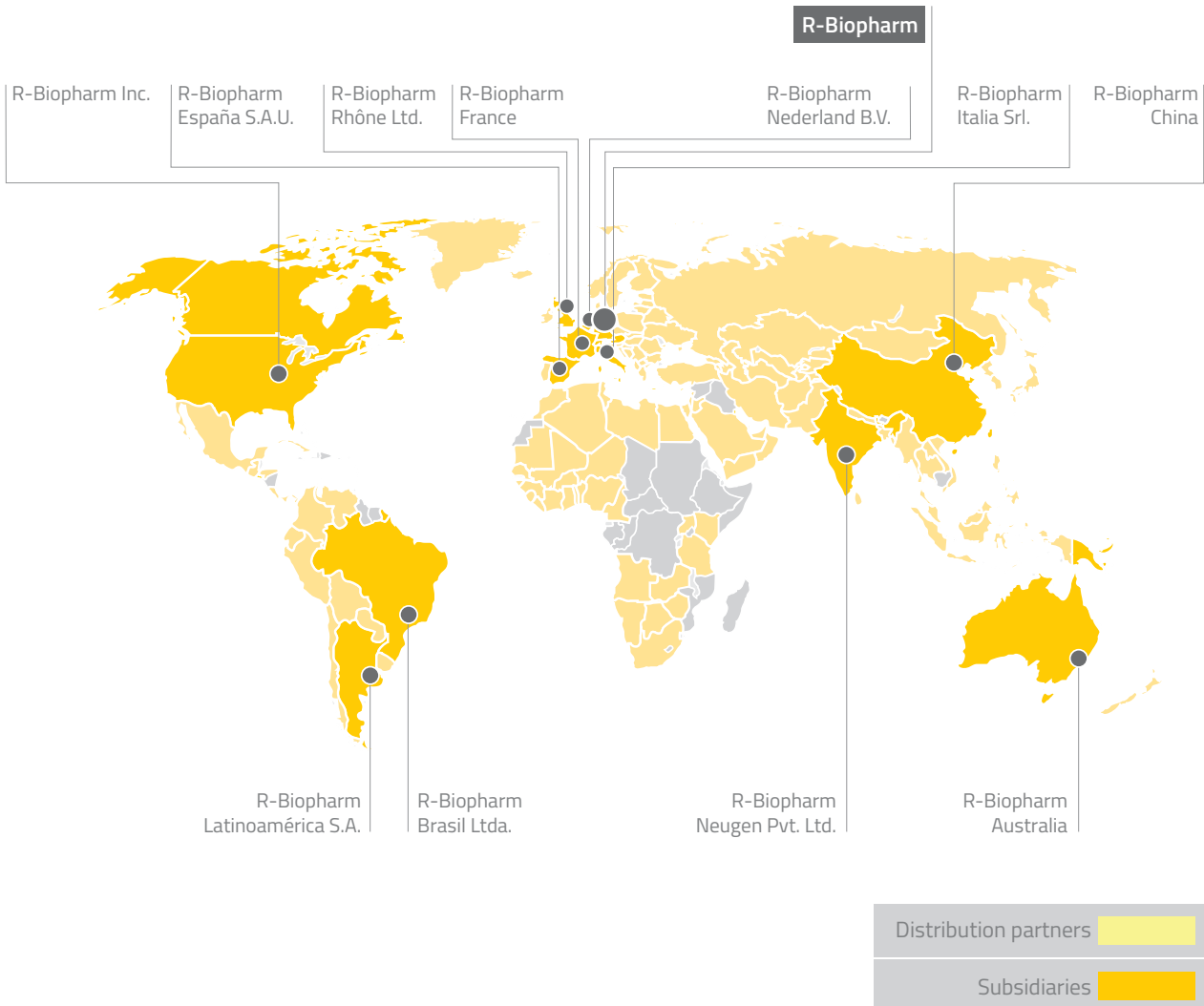
Pipettes			
R-Biopharm FP 200	Pipette 200 µL	1 unit	Z0003
R-Biopharm FP 500	Pipette 500 µL	1 unit	Z0004
R-Biopharm FP 50	Pipette 50 µL	1 unit	Z0006
R-Biopharm FP 100	Pipette 100 µL	1 unit	Z0007
R-Biopharm FP 1000	Pipette 1000 µL	1 unit	Z0008
R-Biopharm FP 150	Pipette 150 µL	1 unit	Z0009
Accessories for RIDA®QUICK mycotoxin analysis			
Folded filters Ahlstrom	3 hw; 150 mm	100	Z1542
PE-Pipettes	1 mL pipette for RIDA®QUICK tests	100	Z0005
Pipette tips	5 - 200 µL	1000	Z2809
Pipette tips	50 - 1000 µL	1000	Z2808
PP-Test Tubes	50 mL test tubes for RIDA®QUICK tests	25	Z210261
Reaction tube with cap	1.5 mL	25	Z3131-VK

Explanation

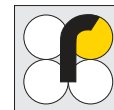
International standardisation and regulation authorities

AACCI	American Association of Cereal Chemists International
AFNOR	Association Française de Normalisation
AOAC	Association of Official Analytical Chemists AOAC methods validation program: <ul style="list-style-type: none"> • AOAC-OMA Official MethodsSM (of Analysis) • AOAC-PTM Performance Tested MethodsSM
CEN	Comité Européen de Normalisation
Codex Alimentarius Commission	The Codex Alimentarius Commission, established by FAO and WHO in 1963 develops harmonized international food standards and "Codex Methods of Analysis". The methods are primarily intended as international methods for the verification of provisions in Codex standards. Definition of Codex types of methods of analysis: (a) Defining Methods (Type I) e.g. Gluten R5 Mendez ELISA method (b) Reference Methods (Type II) e.g. Biotin AOAC-OMA 2016.02 (c) Alternative Approved Methods (Type III) (d) Tentative Method (Type IV) e.g. Ethanol AOAC-OMA 2017.07
FGIS	Federal Grain Inspection Service
GIPSA	Grain Inspection, Packers and Stockyards Administration
IDF	International Dairy Federation
IFU	International Federation of Fruit Juice Producers
ISO	International Organization for Standardization
MicroVal	European certification organisation for the validation and approval of alternative methods for the microbiological analysis of food and beverages
NordVal	International protocol for the validation of microbiological alternative (proprietary) methods against a reference method
OIV	International Organisation of Vine and Wine

The R-Biopharm Group – contact us



R-Biopharm AG
An der neuen Bergstraße 17
64297 Darmstadt, Germany
Phone: +49 61 51 - 81 02-0
Fax: +49 61 51 - 81 02-40
E-mail: sales@r-biopharm.de
food.r-biopharm.com

**Argentina**

R-Biopharm Latinoamérica S.A.
Juan Carlos Cruz 1965, 3 "A",
(1638), Vicente Lopez, Buenos Aires
Phone: +54 (0) 11 - 45 89 07 77
E-mail: info@r-biopharmlat.com.ar

Australia

R-Biopharm Australia
34 Woodfield Boulevard
Caringbah, NSW 2229
Phone: +61 (2) 2 - 9668 0600
Fax: +61 (2) 2 - 9668 8533
E-mail: sales@r-biopharm.au

Belgium

België (Nederlandstalig)
R-Biopharm Nederland B.V.
Phone: +31 (0) 26 363 0 364
E-mail: info@r-biopharm.nl

Belgique Wallone
R-Biopharm France
Phone: (+32) 02 512 00 11
E-mail: standard@r-biopharm.fr

Brazil

R-Biopharm Brasil
Rua Dr. Emílio Ribas, 467
Cambuí
Campinas - SP
CEP 13025-141
Phone: +55 (0) 19 33 05 73 51
E-mail: vendas@r-biopharmbrasil.com.br

China

R-Biopharm China
Suite 1903 - 1906,
Focus Square Office Building A,
No. 6 Futong East Avenue,
Chaoyang District, Beijing, P.R. China
Phone: +86 (0) 10 - 84 58 32 18
Fax: +86 (0) 10 - 84 58 06 91
E-Mail: info@r-biopharm.cn

France and Maghreb

R-Biopharm France
Parc d'affaires de Crécy
5c rue Claude Chappe
69370 Saint-Didier au Mont D'Or
Phone: +33 (0) 4 78 64 32 00
Fax: +33 (0) 4 78 47 84 04
E-mail: standard@r-biopharm.fr

India

R-Biopharm Neugen Pvt. Ltd.
1st Floor, Plot No. 70, Part 71, Road No. 3,
Phase I, IDA Cherlapally
Hyderabad - 50 00 51 Telangana, INDIA
Phone: +91 (0) 40 - 69027800
E-mail: info@r-biopharm.in

Italy

R-Biopharm Italia Srl
Via Morandi 10
20077 Melegnano MI
Phone: +39 (0) 2 - 9 82 33 330
Fax: +39 (0) 2 - 9 83 41 00
E-mail: info@r-biopharm.it

The Netherlands

R-Biopharm Nederland B.V.
Beijerinckweg 18
6827 BN Arnhem
Phone: +31 (0) 26 363 0 364
E-mail: info@r-biopharm.nl

Spain

R-Biopharm España S.A.U.
Teide 3. 3ª Planta. Oficina 3.2
28703 San Sebastian de los Reyes
Madrid
Phone: +34 916 637 625
Fax: +34 9 16 - 54 89 92
E-mail: info@r-biopharm.es

United Kingdom

R-Biopharm Rhône Ltd.
Block 10 Todd Campus
West of Scotland Science Park
Acre Road, Glasgow
Scotland, G20 0XA
Phone: +44 (0) 141 - 945 - 2924
E-mail: info@r-biopharmrhone.com

USA/Canada

R-Biopharm Inc.
870 Vossbrink Dr.
Washington, MO 63090, USA
Phone: +1 (0) 8 77 - 7 89 - 30 33
Fax: +1 (0) 8 66 - 9 22 - 58 56
E-mail: info@r-biopharm.com

For orders from this catalog, the GTC of R-Biopharm AG apply in the most current version, available at https://r-biopharm.com/wp-content/uploads/agb_deen.pdf.

Acceptance of the order is subject to the express condition of agreement to these GTC.

R-Biopharm AG

An der neuen Bergstraße 17, 64297 Darmstadt , Germany

Phone: +49 (0) 61 51 - 81 02-0 • Fax: +49 (0) 61 51 - 81 02-40

E-mail: info@r-biopharm.de • www.r-biopharm.com